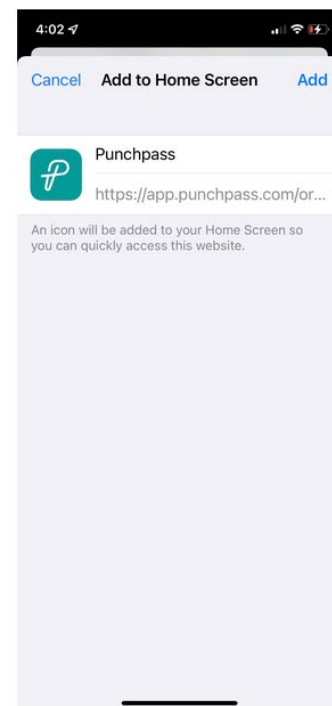
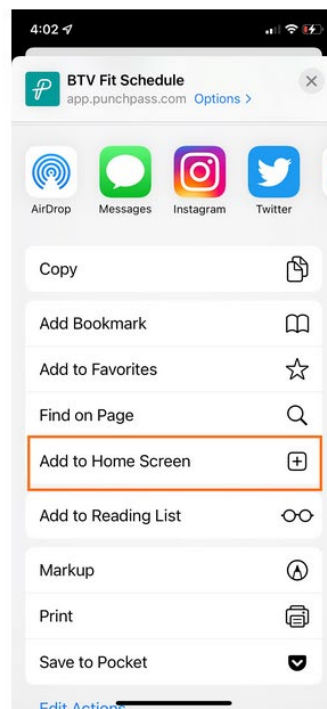
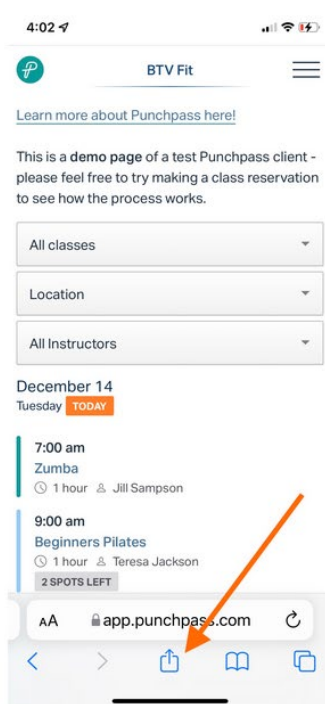


HOW TO DOWNLOAD PUNCHPASS APP ON YOUR PHONE

**not available in App store or Google Play*

IPHONE

- On the iPhone, open up suncityorovalley.com in a browser
- Click on the three horizontal lines on the blue navigation bar & click on Fitness
- Scroll down and click on Fitness Class Reservation
- Scroll down and click on Sign In
- Sign in to PunchPass
- Click on the Share button in the middle of the navigation bar
- Scroll down and choose Add to Home Screen
- Click Add on the next page
- Click on the icon on your homescreen to get started.



ANDROID

- On the Android, open up suncityorovalley.com in a browser
- Click on the three horizontal lines on the blue navigation bar & click on Fitness
- Scroll down and click on Fitness Class Reservation
- Scroll down and click on Sign In

- Sign in to PunchPass
- There will be a prompt to install the app - Add Punchpass to Home screen will appear at the bottom of this page
- Click it, and you will be prompted to Install app - Punchpass Class Management.
- Click install to continue.
- Now click on the icon on your homescreen to log in and get started.

