



SCOV Training

April 2025

SCOV Website Training

- Objective
 - Provide residents an overview of the new SCOV website
 - Provide easy to follow steps to finding different tasks
 - Provide a resource to help SCOV residents successfully navigate the new website

Introduction

Introduction to the SCOV Website

Welcome to the Sun City Oro Valley (SCOV) website! Here are some helpful tips to get you started:

Choosing a Web Browser

While the website works best with Google Chrome, you can also use other popular browsers like:

- Safari
- Firefox
- Microsoft Edge

Accessing on Different Devices

You can view the SCOV website on various devices:

- Desktop computers (Windows or Mac)
- iPads and other tablets
- Smartphones (Android or iPhone)

Important Note: The website layout may look slightly different on smaller screens like tablets and phones. For example, some menus might be in different locations compared to what you see on a larger computer screen. Don't worry - all the same information and features are still there, just arranged to fit smaller screens better.

Remember, no matter which device or browser you use, you'll have access to all the great features and information our community website offers!

Introduction to the SCOV Website

Welcome to the SCOV Website

When you first visit the Sun City Oro Valley (SCOV) website, you'll see our main page. This is what we call the "Public" page. Here's what you need to know:

What You'll See

- General information about our community
- Content that's open for anyone to view, including visitors

For community residents, you'll want to do more than just browse. Here's how:

1. Look for the "Member Login" button
2. Click it to access your personal account
3. Once logged in, you'll see much more community-specific information

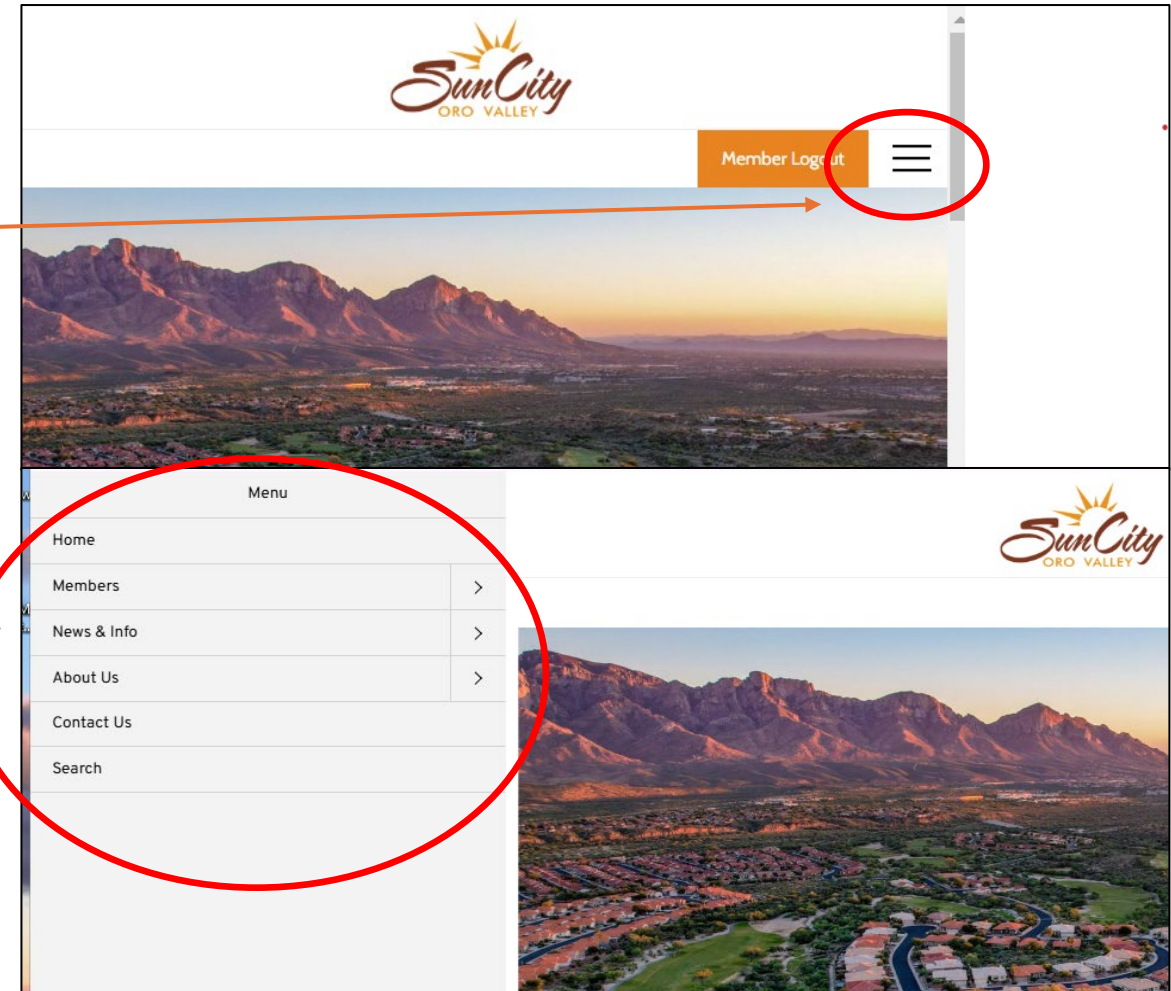
Why Login?

- Access exclusive resident information
- View community updates
- Use resident-only features

Remember, the public page is just the beginning. Logging in opens up a whole world of SCOV community resources!

Menu Views

- Resizing
- Depending on the browser size see what is called a “Hamburger Menu”
- “Hamburger” generally is available on devices (Phone or tablets)
- The menu will appear on the side and has the same functions as the top menu
- The default on most desktops are text menus. This is found as the top menu found on your desktop



Logging In

- Go to the Sun City website
- Click on Member Log in
- Enter 5 digit Member Number
- Enter Password
- You will be taken to your private page



Enter your 5 digit Member Number
Provided to you may SCOV administration

Member Login

Member Number *

Password *

Remember Me

[Sign In](#)

[Forgot Password](#)

Login Instructions

Enter your 5 digit Member Number (e.g., 12345).

Enter your temporary password, which is your last name in lower case.

Example:
Member Name: John Smith
Member Number: 12345
Password: smith

Once you log in, please update your password by following the on-screen instructions.

Forgot Password?

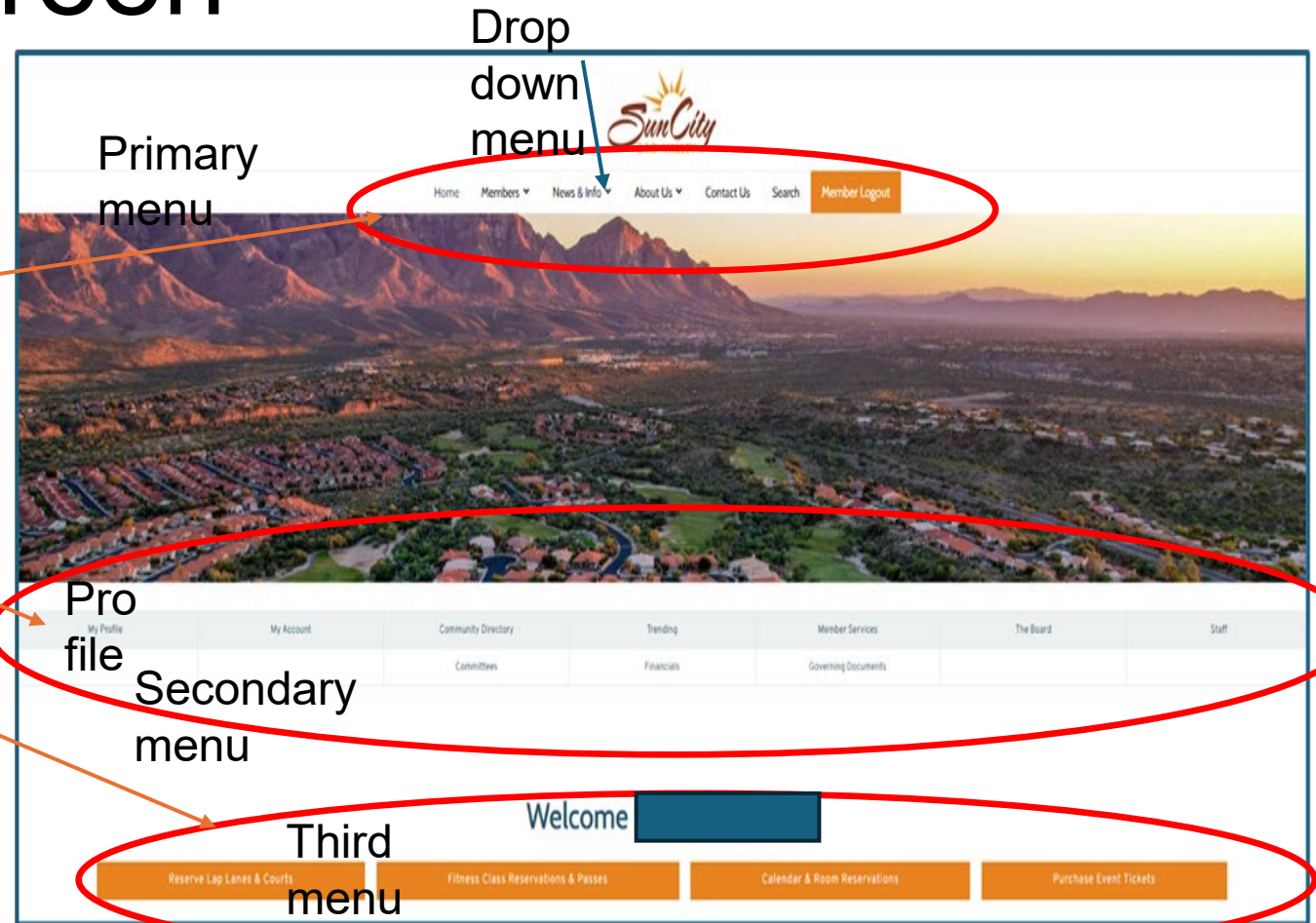
Have your member number ready. Click the "Forgot Password" link and enter your member number. You will receive an email with a link to reset your password. If you would like additional assistance, please contact us.

Main Resident Screen

The main private page is divided into 3 menus:

- Primary menu
- Secondary menu
- Third menu

Most of your activity will feed from this page. Any activity available is listed within each of these menus.



Navigation

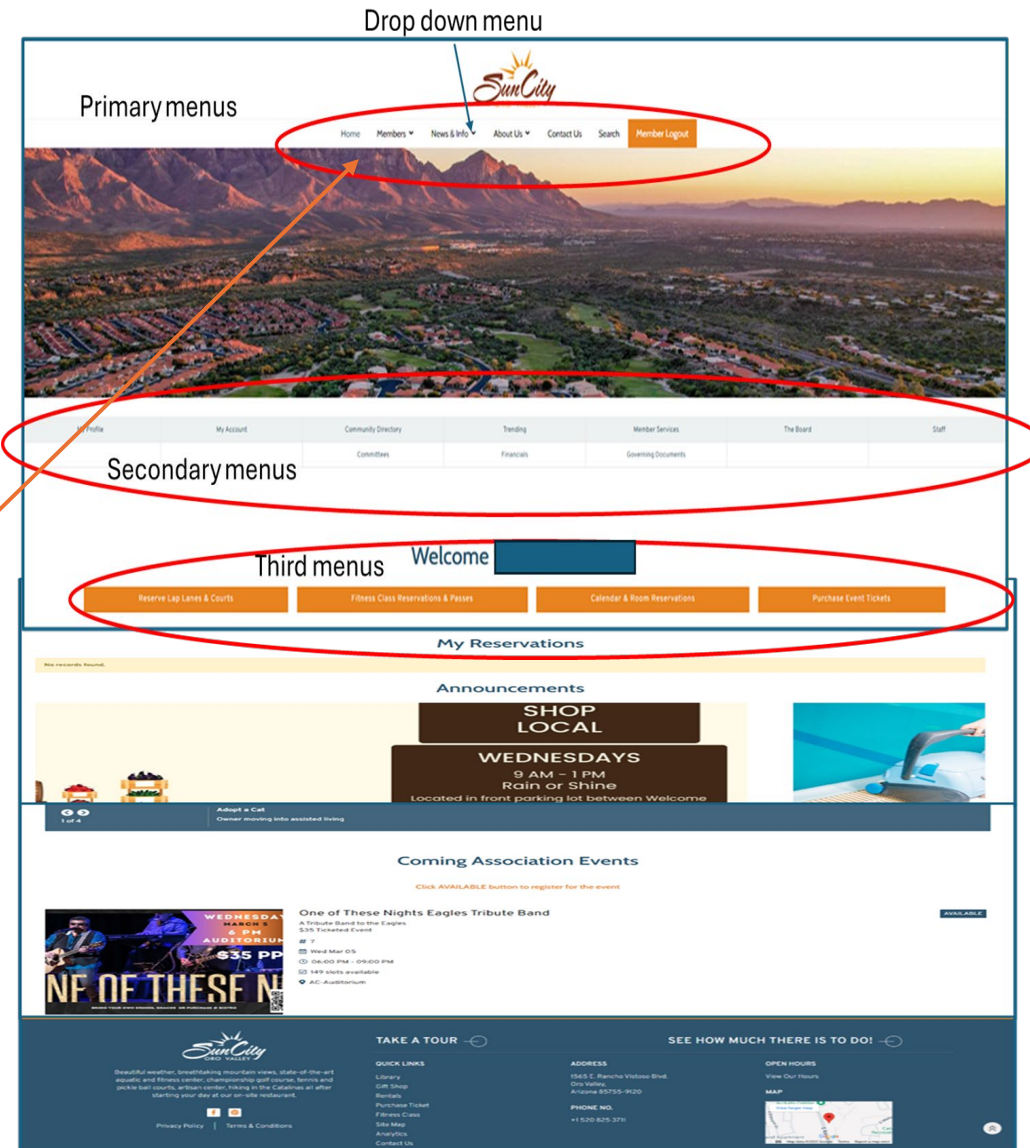
Primary Menu

Menu items will appear under the Sun City logo.

Upon logging in you will be brought to the Member home page.

There are 3 types of menus on this page.

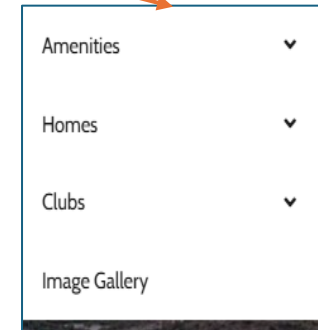
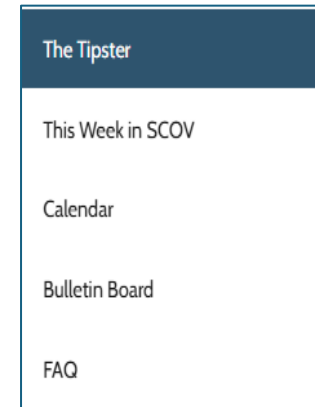
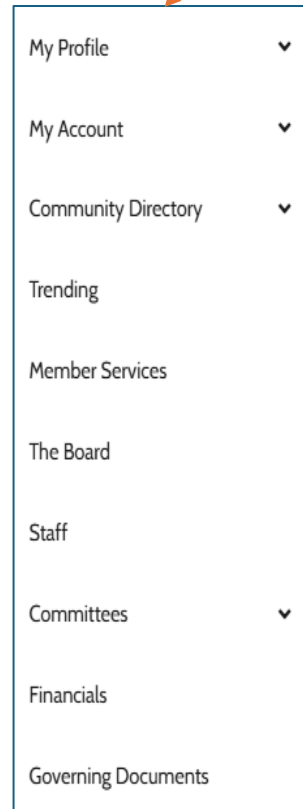

Menus with the arrow pointing down are **drop down menu** or **sub menu** options. When you hover over the drop-down arrow, the sub menu choices will appear.



Navigation

Primary Menu Dropdown

Menus with the arrow pointing down are **drop down menu** or **sub menu** options. When you hover over the drop-down arrow, the sub menu choices will appear.



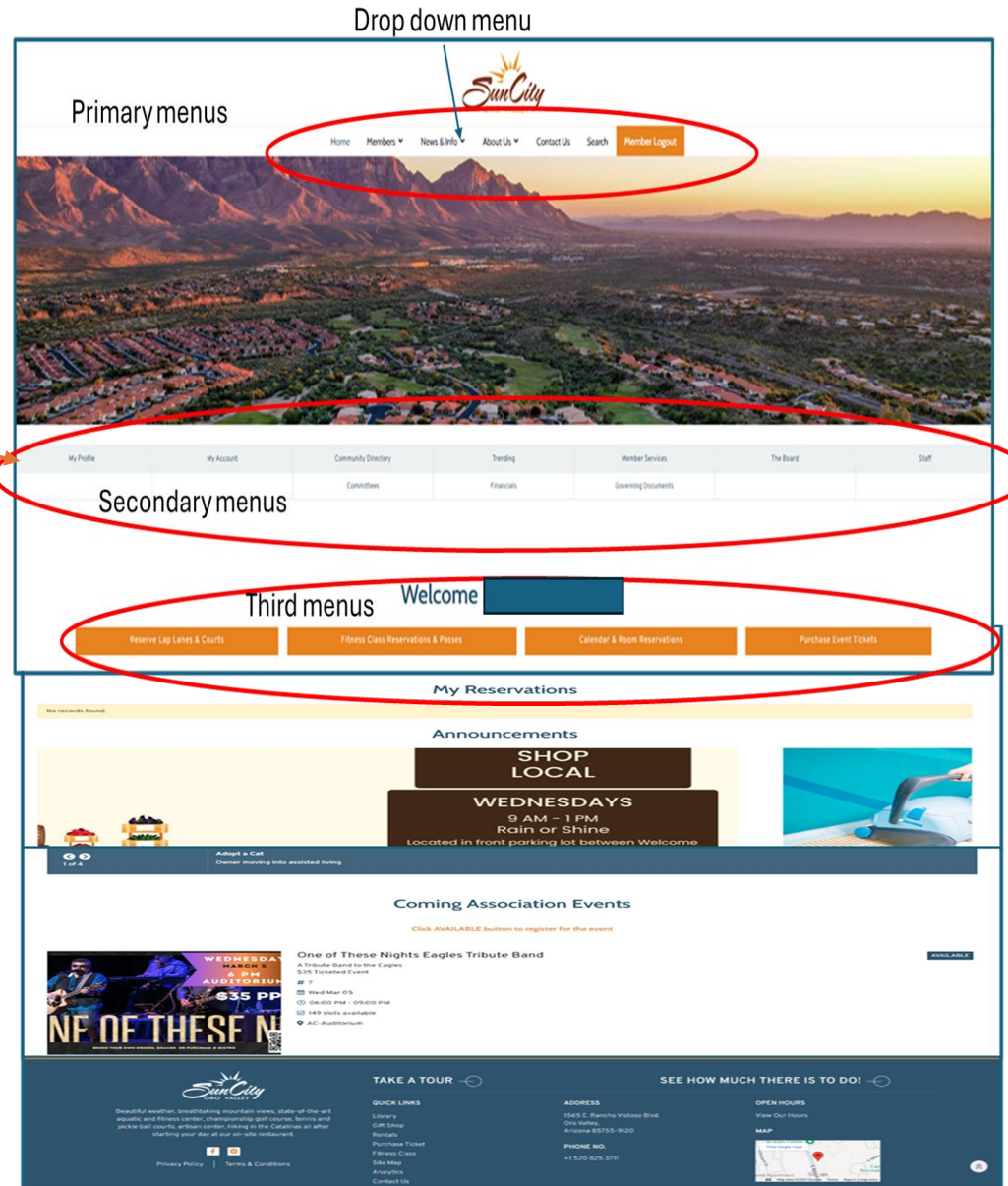
Navigation

Secondary Menu

The secondary menu is found directly under the banner graphics.

This menu will take display those items that are also found under the Members drop down on the Primary Menu.

It was designed to have easy access to areas you will frequent.



Navigation

Third Menu

The Third menu will bring you to specific options such as reservations for fitness activities, rooms and events

The screenshot displays the Sun City website's navigation structure. At the top, the Sun City logo is visible. Below it, a primary menu is circled in red and labeled "Primary menus", containing links for Home, Members, News & Info, About Us, Contact Us, Search, and Member Logout. A "Drop down menu" label with an arrow points to the News & Info link. Below the primary menu is a secondary menu, also circled in red and labeled "Secondary menus", with links for My Profile, My Account, Community Directory, Trending, Member Services, The Board, Staff, Committees, Financials, and Governing Documents. The third menu, circled in red and labeled "Third menus", is located below the secondary menu and contains four buttons: Reserve Lap Lanes & Courts, Fitness Class Reservations & Passes, Calendar & Room Reservations, and Purchase Event Tickets. An orange arrow points from the text on the left to the "Fitness Class Reservations & Passes" button. Below the third menu are sections for "My Reservations", "Announcements" (featuring a "SHOP LOCAL WEDNESDAYS" event), and "Coming Association Events" (featuring a "One of These Nights Eagles Tribute Band" event). The footer contains "TAKE A TOUR" and "SEE HOW MUCH THERE IS TO DO!" sections, along with quick links, address, phone number, and open hours.

Navigation

My Reservations

Within the Member Home page, the “My Reservations” section, located under the reservation's buttons, shows any reservations found for Association events.

Included in here is any reservation you make, should it be for a lap lane/court or fan Association event

Welcome Northstar Test

Reserve Lap Lanes & Courts Fitness Class Reservations & Passes Calendar & Room Reservations Purchase Event Tickets

My Reservations

Reservations Requests

	Title	Date	Time/Duration	Status
MY RESERVATIONS (6)				
>	EVENTS (ONE OF THESE NIGHTS EAGLES TRIBUTE BAND AC-AUDITORIUM)	03/05/2025	06:00 PM - 09:00 PM	CHECKED-IN
>	ACTIVITIES (LAP LANE 3A LAP LANES)	03/07/2025	06:30 AM - 07:00 AM	RESERVED
>	EVENTS (WINE TRY AND BUY WC-1)	03/10/2025	05:00 AM - 06:00 PM	RESERVED
>	EVENTS (CHRIS ENSS AND HER POSSE OF AUTHORS WC-1)	03/12/2025	01:00 PM - 03:00 PM	RESERVED
>	EVENTS (HOT AIR BALLOON RIDE AC-AUDITORIUM)	03/14/2025	05:00 AM - 01:00 PM	RESERVED
>	EVENTS (JENNIFER COBURN'S THE GIRLS OF THE GLIMMER FACTORY WC-1)	03/14/2025	01:00 PM - 04:00 PM	RESERVED

Announcements

Navigation

Announcements

The Announcements section provides information on special event announcements for the Association.

To see each announcement, simply click on the back or forward arrows.



The screenshot shows a digital announcement card. On the left is a photograph of a person in a blue cap and white uniform using a blue robotic pool cleaner. On the right, the text reads: 'Announcements' at the top, followed by 'AFC Pool & Spa' in large blue font, 'Closed for Regular Maintenance' in slightly smaller blue font, and 'Second Tuesday of every month' in a smaller black font. At the bottom, there is a dark blue navigation bar containing a left arrow, a right arrow, the text '2 of 2', and the title 'AFC Pool Spa Closed for Maintenance' repeated twice.

Navigation

Coming Association Events


The "Coming Association Events" sections displays upcoming events and allows you to be able to register and pay for events offered by the Association.

On the upper right of each event, the blue box will show AVAILABLE until a reservation is made.

NOTE: *The process to register for events is in the "Coming Association Events"*

Coming Association Events

Click AVAILABLE button to register for the event



WEDNESDAY
MARCH 5
6 PM
AUDITORIUM
\$35 PP

ONE OF THESE NIGHTS

One of These Nights Eagles Tribute Band RESERVED

A Tribute Band to the Eagles
\$35 Ticketed Event


7

Wed Mar 05

06:00 PM - 09:00 PM

149 slots available

AC-Auditorium



Wine Try & Buy
March 10, 5PM

LOOK,
SWIRL,
SMELL,
TASTE

85¢/person cover charge
Reserve your spot online
www.thestatewinery.com

The News

Wine Try and Buy RESERVED

Look, Swirl, Smell, and Taste
\$15 at the door

T4

Mon Mar 10

05:00 AM - 06:00 PM

58 slots available

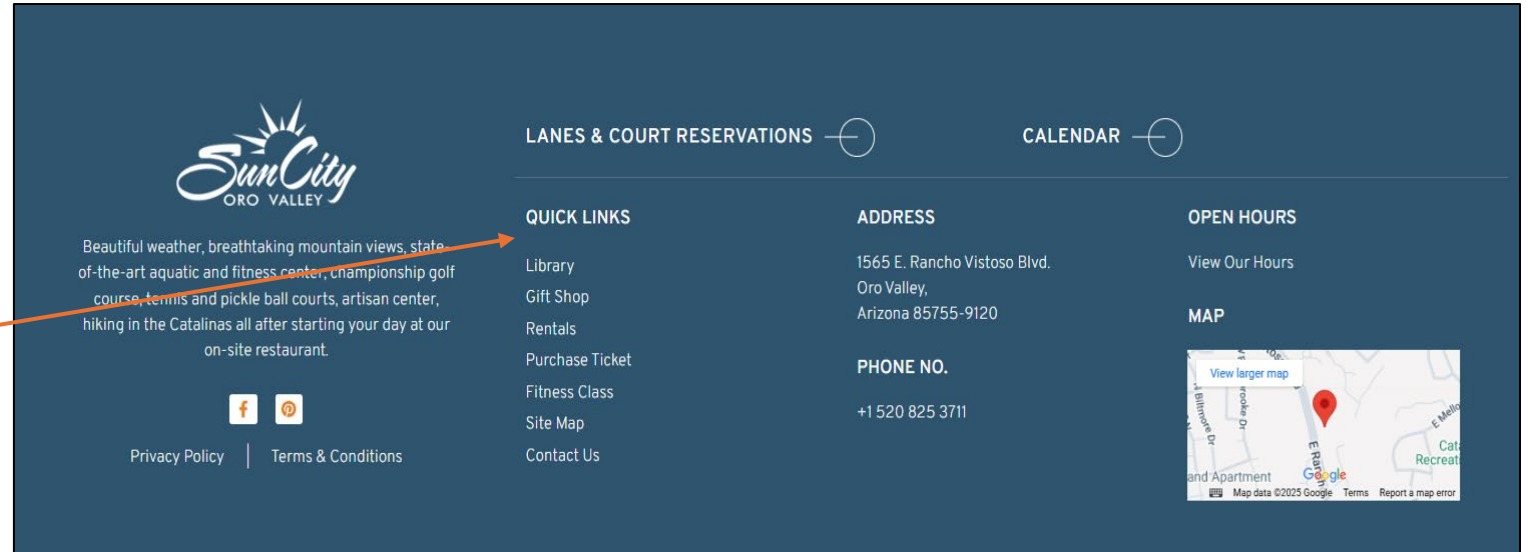
WC-1

Navigation

Footer

Every page has a “Footer”.
This is a spot where links to
items not directly on “My Home
Page”

“Quick Links” are a helpful
place to find them.





The screenshot shows the footer of the Sun City Oro Valley website. It features the Sun City Oro Valley logo, a descriptive paragraph about the resort, social media icons for Facebook and Pinterest, and links for Privacy Policy and Terms & Conditions. On the right side, there are sections for Lanes & Court Reservations, Calendar, Quick Links, Address, Phone No., Open Hours, and a Map. An orange arrow points from the text '“Quick Links” are a helpful place to find them.' to the Quick Links section.

Sun City
ORO VALLEY

Beautiful weather, breathtaking mountain views, state-of-the-art aquatic and fitness center, championship golf course, tennis and pickle ball courts, artisan center, hiking in the Catalinas all after starting your day at our on-site restaurant.

[f](#) [p](#)

[Privacy Policy](#) | [Terms & Conditions](#)

LANES & COURT RESERVATIONS  **CALENDAR** 

QUICK LINKS

- [Library](#)
- [Gift Shop](#)
- [Rentals](#)
- [Purchase Ticket](#)
- [Fitness Class](#)
- [Site Map](#)
- [Contact Us](#)

ADDRESS

1565 E. Rancho Vistoso Blvd.
Oro Valley,
Arizona 85755-9120

PHONE NO.

+1 520 825 3711

OPEN HOURS

[View Our Hours](#)

MAP

[View larger map](#)

Map data ©2025 Google [Terms](#) [Report a map error](#)

My Profile

My Profile

When you click on My Profile off the Secondary Menu

- 3 sub-menus will appear, Choose View Profile
 - Press “Edit” on the right side of the page
 - Once in “Edit” you can make changes
 - When complete, press “Update” at the bottom of the profile section

The screenshot shows the 'My Profile' page with the following elements:

- Top navigation: View Profile (highlighted), Addresses, Change Password
- Profile title: My Profile
- Profile details:
 - Member Number: [Redacted]
 - Member Since: 04/21/2022
 - Member Type: Owner
 - Member Status: Active
- Personal Information:
 - Gender: Female
 - Date of Birth: [Redacted]
 - Employer: [Redacted]
 - Golf Handicap: 0.0
- Contact Information:
 - Cell Phone #: [Redacted]
 - Home Phone #: [Redacted]
- Buttons: View Profile (top), Edit (right side, circled in red), Update (bottom)

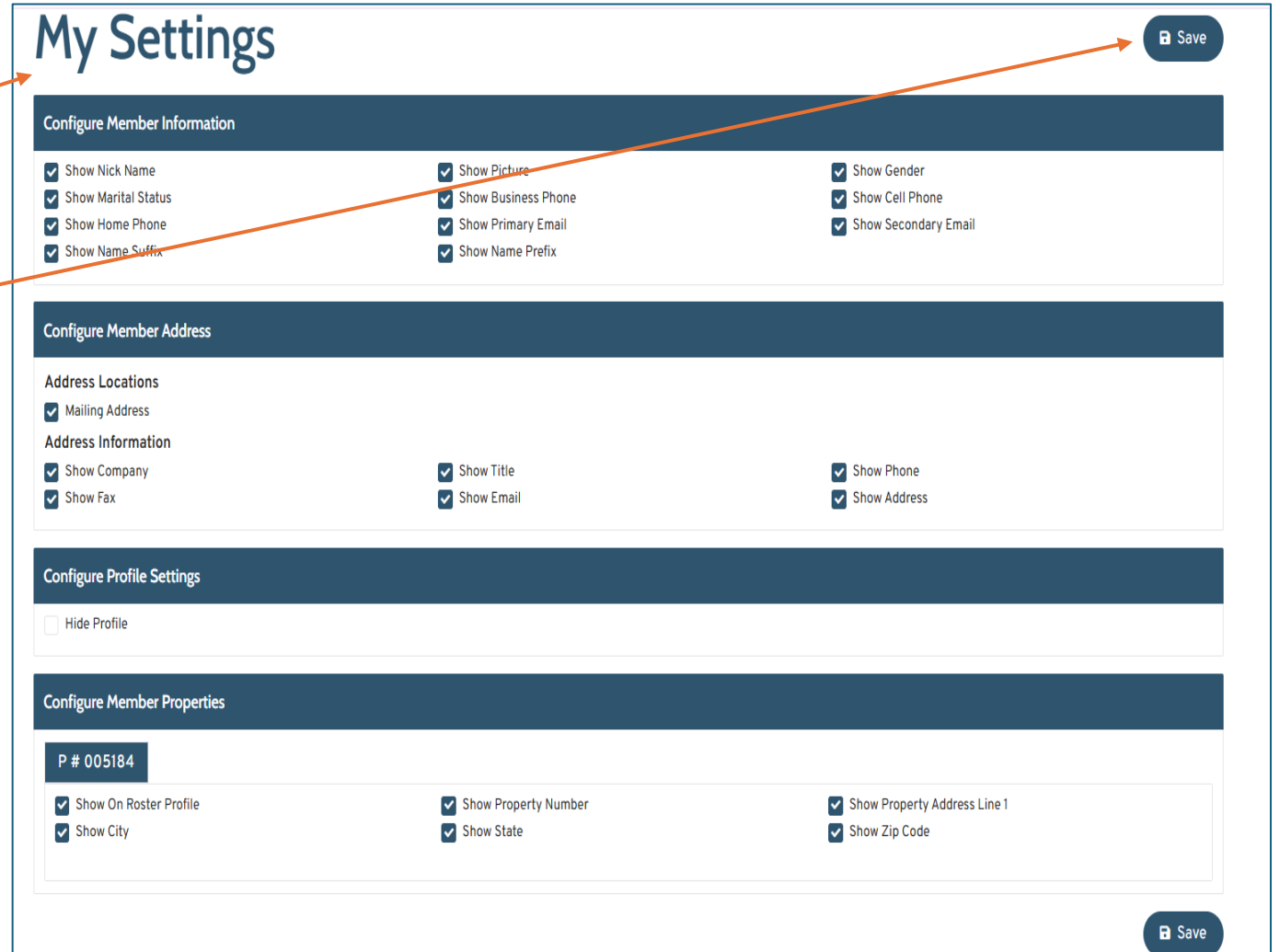
NOTE: *Certain fields are reviewed and approved by admin prior to their being changed. Please allow a couple of days for the change request to be made public.*

My Profile

When you click on My Profile off the Secondary Menu

- Scroll down
- Choose your preferences and click on Save

NOTE: *It is not necessary to edit your profile to make updates in this section.*



My Settings

Configure Member Information

<input checked="" type="checkbox"/> Show Nick Name	<input checked="" type="checkbox"/> Show Picture	<input checked="" type="checkbox"/> Show Gender
<input checked="" type="checkbox"/> Show Marital Status	<input checked="" type="checkbox"/> Show Business Phone	<input checked="" type="checkbox"/> Show Cell Phone
<input checked="" type="checkbox"/> Show Home Phone	<input checked="" type="checkbox"/> Show Primary Email	<input checked="" type="checkbox"/> Show Secondary Email
<input checked="" type="checkbox"/> Show Name Suffix	<input checked="" type="checkbox"/> Show Name Prefix	

Configure Member Address

Address Locations

Mailing Address

Address Information

<input checked="" type="checkbox"/> Show Company	<input checked="" type="checkbox"/> Show Title	<input checked="" type="checkbox"/> Show Phone
<input checked="" type="checkbox"/> Show Fax	<input checked="" type="checkbox"/> Show Email	<input checked="" type="checkbox"/> Show Address

Configure Profile Settings

Hide Profile

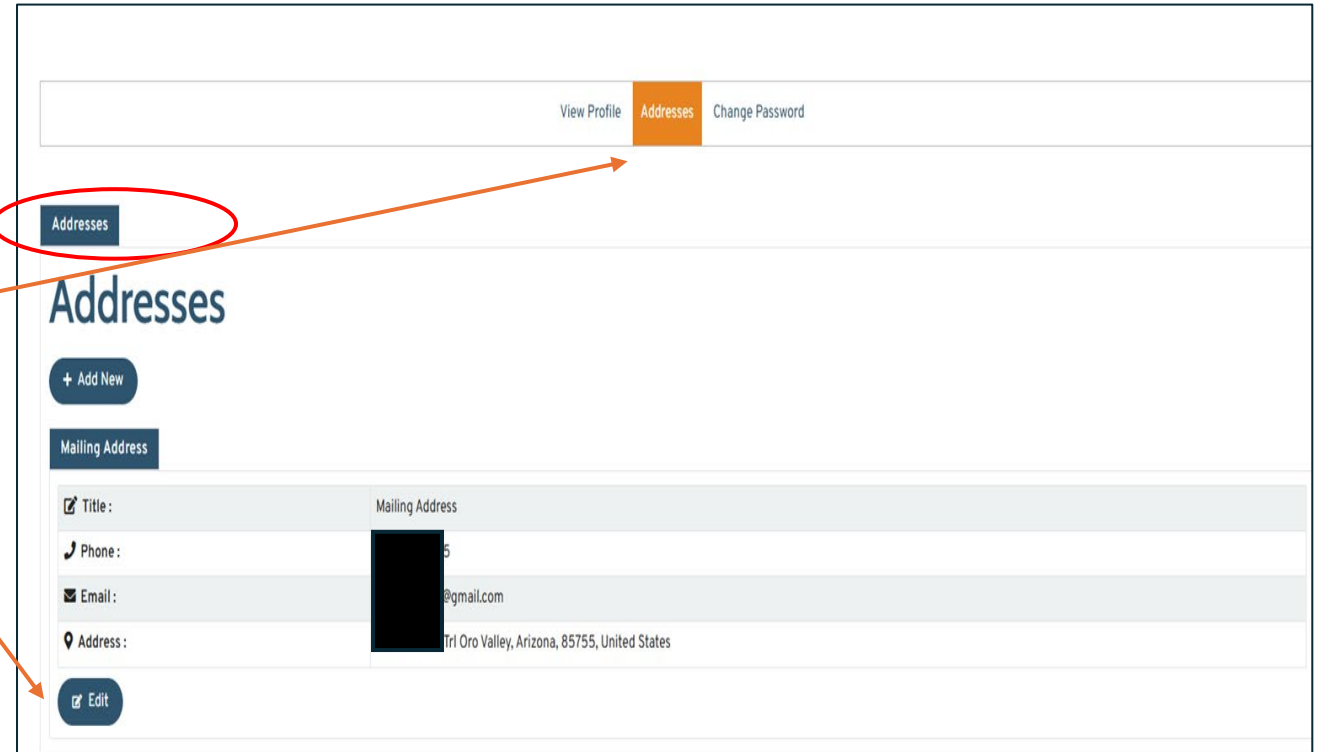
Configure Member Properties

P # 005184

<input checked="" type="checkbox"/> Show On Roster Profile	<input checked="" type="checkbox"/> Show Property Number	<input checked="" type="checkbox"/> Show Property Address Line 1
<input checked="" type="checkbox"/> Show City	<input checked="" type="checkbox"/> Show State	<input checked="" type="checkbox"/> Show Zip Code

Change Address

- Select "Addresses" from submenu
- Press "Edit" button under "Mailing Address"
- Make changes to desired fields
- Press the "Update" button
- **Note:** *This changes mailing address only, and not the SCOV property address*



The screenshot shows a user profile page with a navigation bar at the top containing 'View Profile', 'Addresses', and 'Change Password'. The 'Addresses' link is highlighted in orange. Below the navigation bar, there is a submenu with 'Addresses' circled in red. An orange arrow points from this circled 'Addresses' link to the 'Addresses' link in the navigation bar. Below the submenu, the 'Addresses' section is visible, featuring a '+ Add New' button and a 'Mailing Address' sub-section. The 'Mailing Address' section contains a form with fields for 'Title', 'Phone', 'Email', and 'Address'. The 'Edit' button at the bottom of the form is circled in red, with an orange arrow pointing from the 'Edit' button in the list on the left to this button. The 'Address' field is partially filled with 'Tri Oro Valley, Arizona, 85755, United States'.

Add Additional Address

- Press “Address” on 2nd menu bar
- Press “+ Add New” button
- Select “Summer Address” from Address type drop down
- Enter “Street Address”
- Select from “county” drop down
- Select from “state” drop down
- Enter “city”
- Enter “zip code”
- Optionally enter “Company”, “Title”, “Email”, “Phone”, “Fax”
- Press “Save” button

View Profile **Addresses** Change Password

Addresses

Addresses

+ Add New

Mailing Address

Title:	Mailing Address
Phone:	214-335-4515
Email:	slmtompkins@gmail.com
Address:	14380 N Sky Trl Oro Valley, Arizona, 85755, United States

Edit

Addresses

Addresses

Address Type: *
--Select--

Company:

Title:

Phone:

Fax:

Email:

Street Address: *
Street Address (continued):

Country: *
United States

State: *
Arizona

City: *
Zip Code: *

Save Cancel

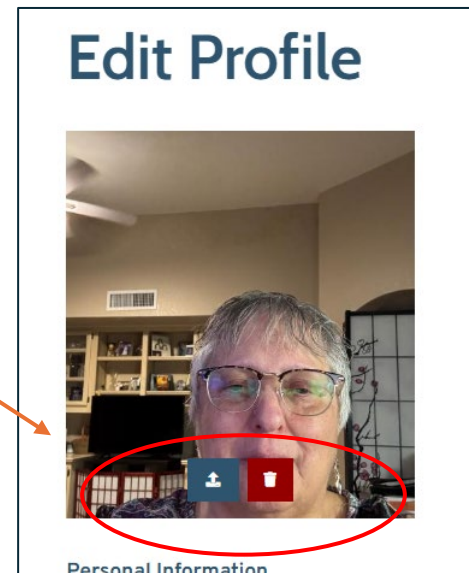
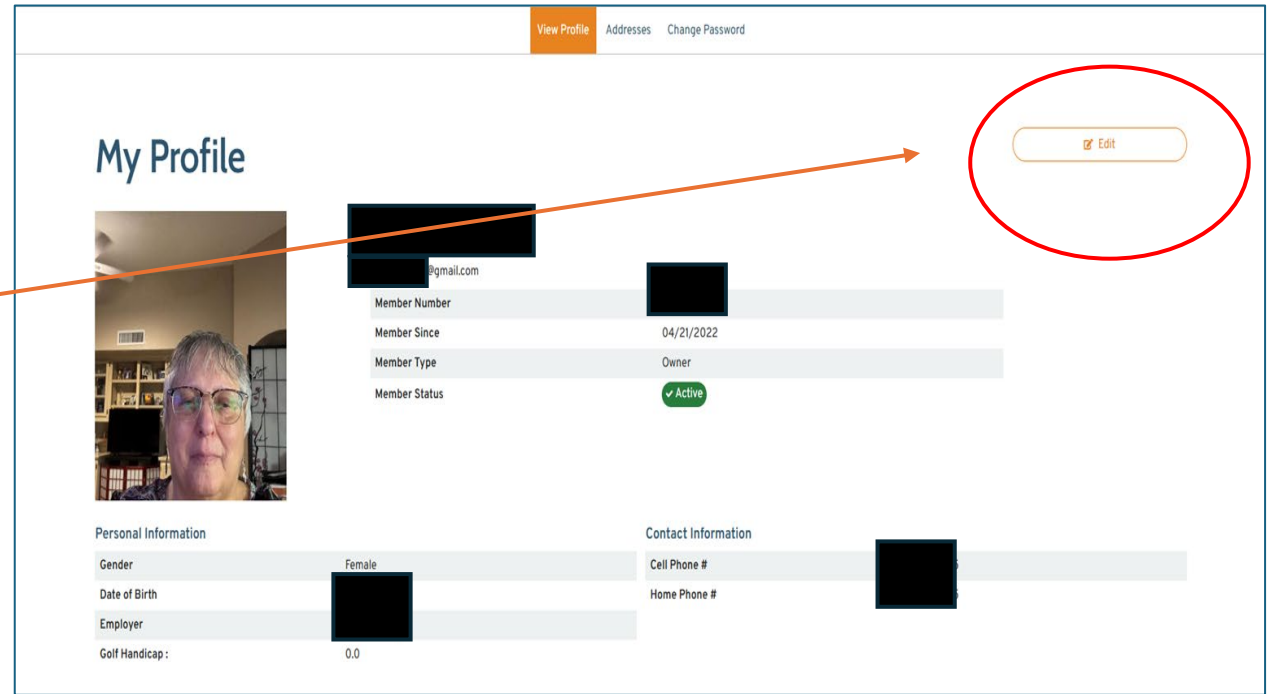
Change Password

- Choose “Change Password”
- Enter current password
- Enter new password
- Retype the new password
- Press the “Update” button

The screenshot shows a web interface for changing a password. At the top right, there are navigation links: 'View Profile', 'Addresses', and 'Change Password' (which is highlighted in orange). Below the navigation is the title 'Change Password' in a large blue font. A yellow banner contains the text: 'Your New Password must be a minimum of Six Characters. Its recommended to use One UPPERCASE Letter, Number & Special Character.' The form consists of three input fields: 'Current Password *', 'New Password *', and 'Retype New Password *'. Each field has a toggle icon on the right. At the bottom of the form are two buttons: a blue 'Update' button and a red 'Reset' button. Five orange arrows point from the text on the left to the corresponding elements in the form: the first arrow points to the 'Change Password' link, the second to the 'Current Password' field, the third to the 'New Password' field, the fourth to the 'Retype New Password' field, and the fifth to the 'Update' button.


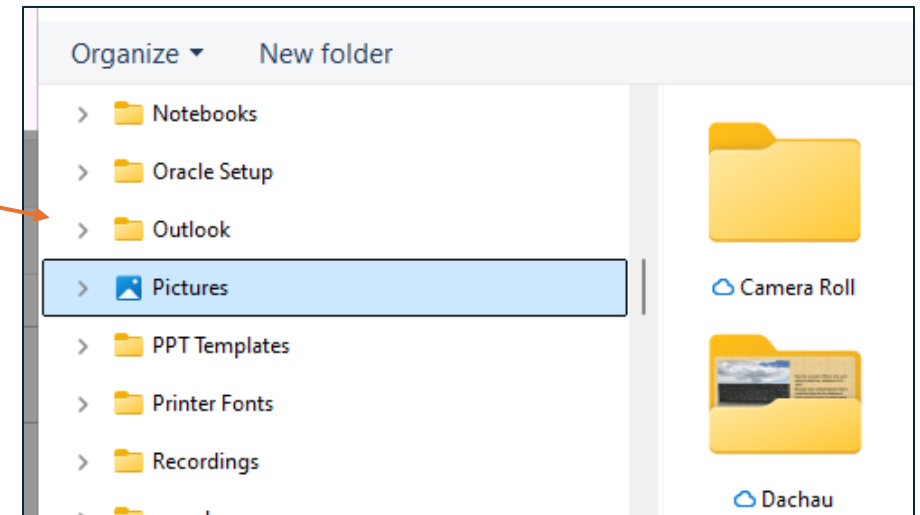
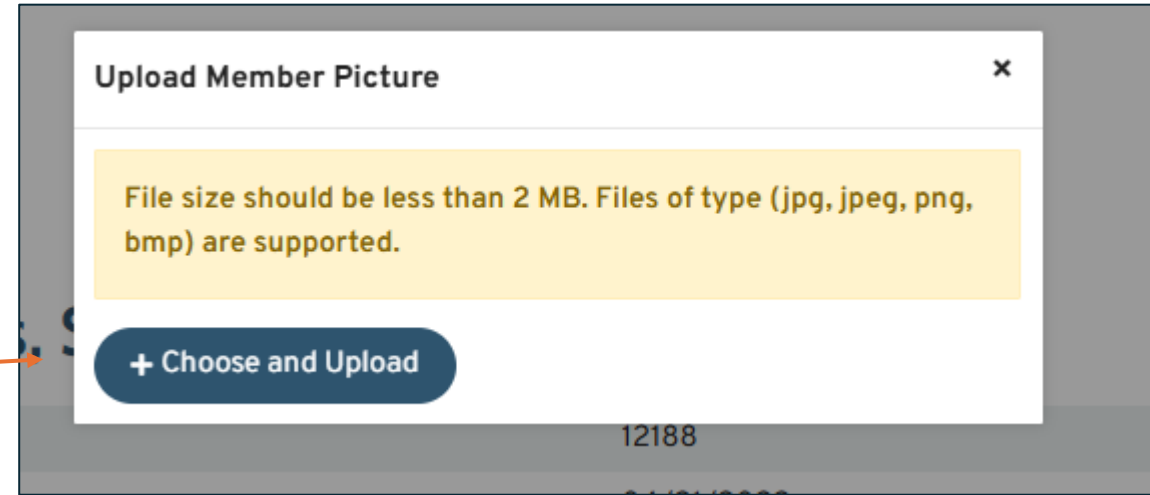
Add Profile Picture

- Click on My Profile from secondary menu
- Click edit (on upper right side)
- Move cursor over the picture box, an upload button will appear, click on it



Add Picture Continued

- A box will appear you want to choose upload
- Find the picture of you to be uploaded
- Click on upload
- Your picture will appear in the photo box
- Your chosen picture name will appear
- Choose Update
- **NOTE:** *Certain fields are reviewed prior to their being changed. Please allow a couple of days for the change request to be made public.*



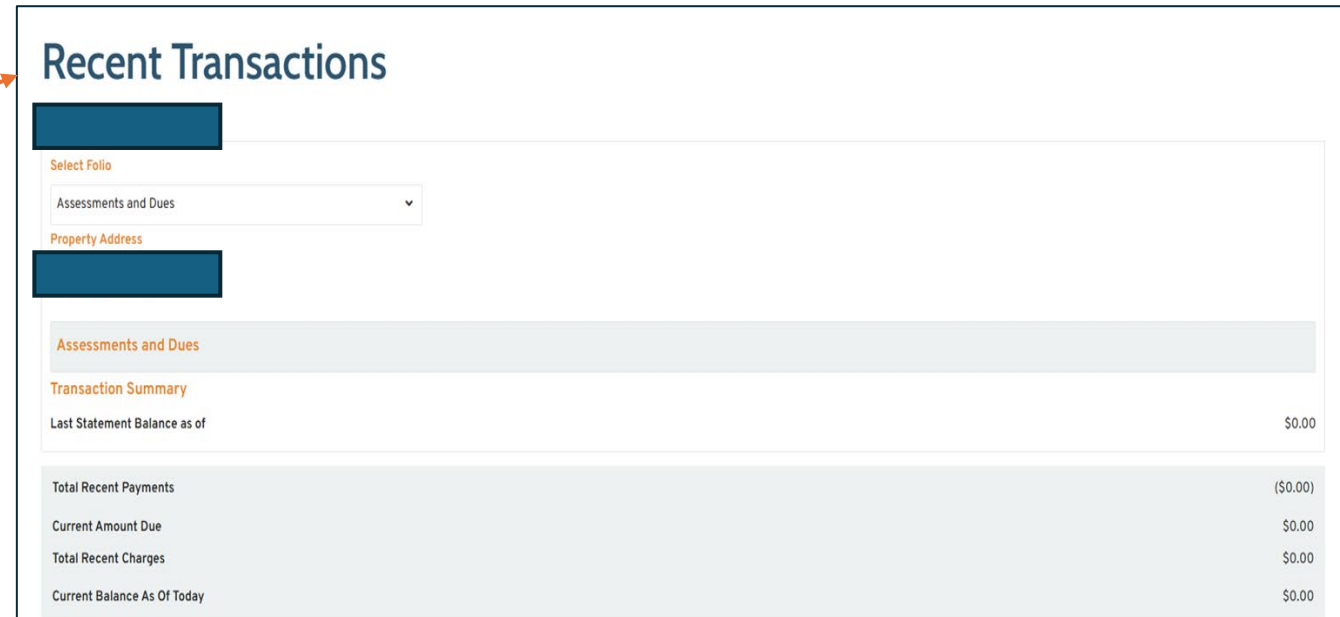
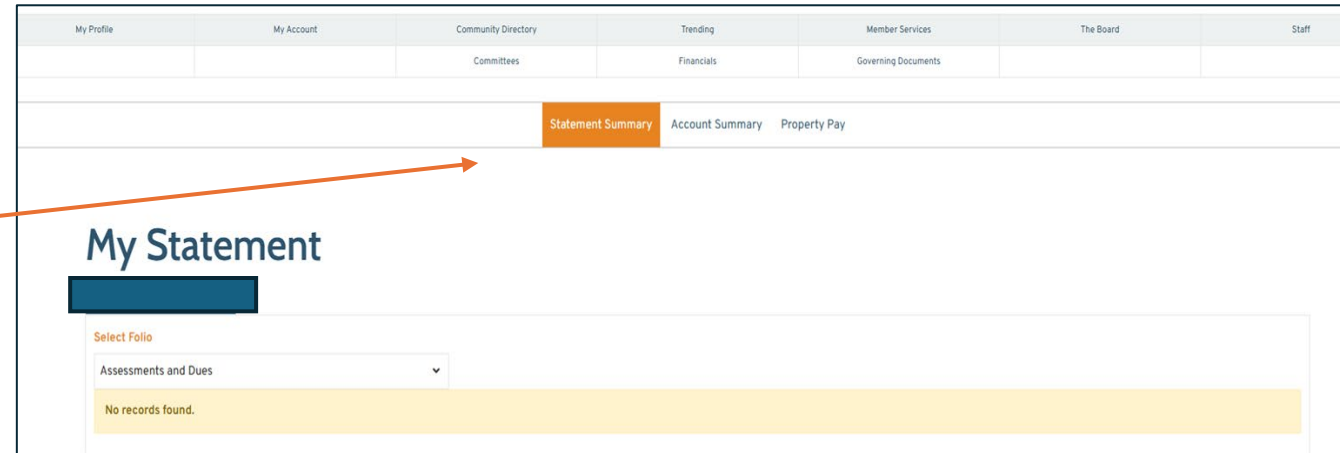
My Account

Statement Summary

- In My Account
- Click on Statement Summary
 - In My Statement Click on down arrow and select the folio you want to view.

Account Summary

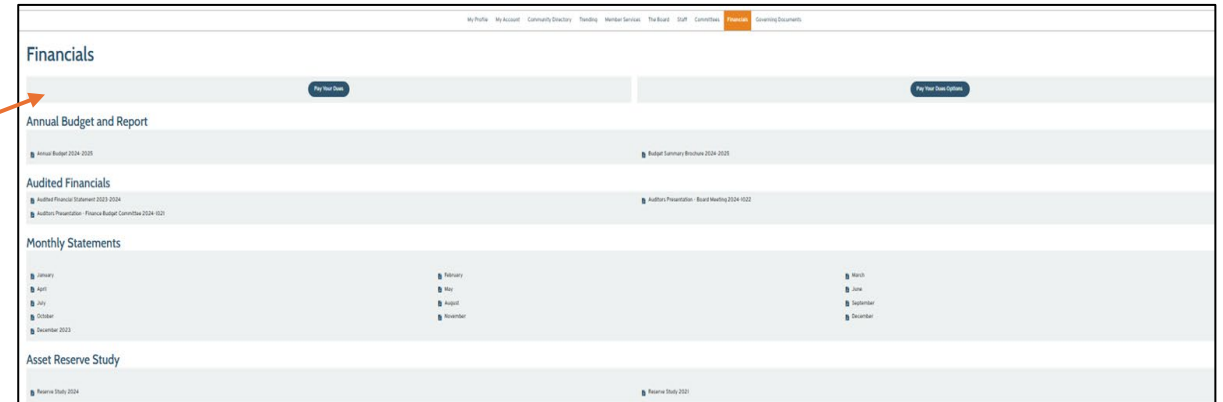
- In My Account
- Click Account Summary
 - In Recent Transactions, using drop-down select folio and check Assessments and Dues and Transaction Summary



My Account continued

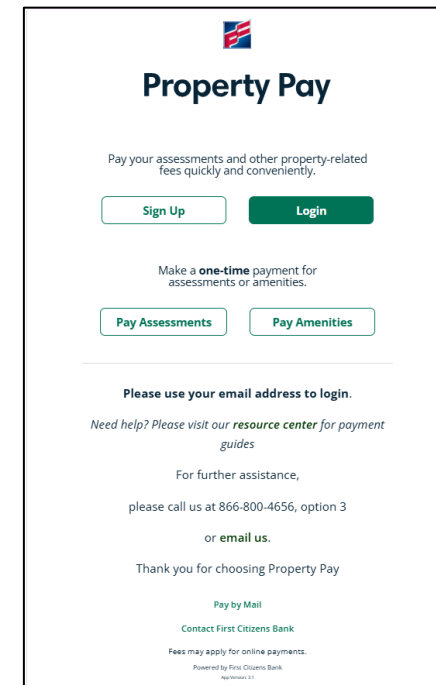
Property Pay with Sign In

- Click on My Account
- Click on Property Pay – This takes you to First Citizens Bank
 - Click on Sign Up or Sign In
 - Click Yes in Agree to Terms and Conditions
 - Follow instructions to Sign-up or Sign In
 - Once in First Citizens Ban follow the instructions to enter the site.



Property Pay with One-Time payment

- Click on My Account
- Click on Property Pay – This takes you to First Citizens Bank
 - Click on Pay Assessments or Pay Amenities
 - Click Yes in Agree to Terms and Conditions
 - Follow instructions to Sign-up or Sig
 - Once in First Citizens Ban complete the information and Click on Pay by eCheck or Pay by Card
 - Complete the information to finish the pay transaction.



Calendar, Events & Reservations

Events


Coming Association Events

The "Coming Association Events" provides an area to view upcoming events and allows you to be able to register and pay for events offered by the Association.

On the upper right of each event, the blue box will show AVAILABLE until a reservation is made.

Coming Association Events

Click AVAILABLE button to register for the event



WEDNESDAY
MARCH 5
6 PM
AUDITORIUM
\$35 PP

ONE OF THESE NIGHTS

One of These Nights Eagles Tribute Band RESERVED

A Tribute Band to the Eagles
\$35 Ticketed Event


7

Wed Mar 05

06:00 PM - 09:00 PM

149 slots available

AC-Auditorium



Wine Try & Buy
March 10, 5PM

LOOK, SWIRL, SMELL, TASTE

875 person cover charge
Reserve your spot online
www.thevineyardatmontrose.com

The Vineyard

Wine Try and Buy RESERVED

Look, Swirl, Smell, and Taste
\$15 at the door

T4

Mon Mar 10

05:00 AM - 06:00 PM

58 slots available

WC-1

Events

Event Purchase

Once you choose “Available”, you will be taken to the next page where you will complete your reservation.

Validate the event and click on “Add to Cart”,

On the upper right of each event, the blue box will show AVAILABLE until a reservation is made.

The screenshot shows a web interface for purchasing tickets. At the top, there is a navigation bar with a 'Back' button. Below it, the event title 'One of These Nights Eagles Tribute Band' is displayed. A summary table shows the event status as 'Open for Reservations', the event number as '7', and the number of available tickets as '149'. A promotional banner features a photo of the band performing, with text indicating the event is on Wednesday, March 5, at 6 PM at the Auditorium, with a price of \$35 per person. Below the banner, there are sections for 'Single Day Event' and 'Book For', showing the date and time (Wed 03/05/2025 at 06:00 PM - 09:00 PM) and options to book for 'Self' or 'Guest not allowed'. A table lists the reservation details for one member, Shari Tompkins, with a ticket fee of \$1.00. A 'Mandatory' section shows the ticket fee. There is a section for 'Add More Guest/Member' and 'Add Comments'. At the bottom right, the total reservation charges are shown as \$1.00. An 'Add To Cart' button is located at the bottom left.

Member	Type	Comments / Contact	Items	Total
01 12188 - Tompkins, Shari	Adult	slmtompkins@gmail.com	Ticket Fee (1) - \$1.00	\$1.00

TOTAL RESERVATION CHARGES: \$1.00

Events

Event Reservation, continued

Once you choose “Add to Cart”, you will complete your transaction.

Validate the event and click on “Update in Cart”, “Proceed to Check Out”, or “Add Another Reservation” .

If there is a charge when you get to the “Check Out” and there the transaction will be completed.

The screenshot shows a reservation interface for an event titled "ONE OF THESE NIGHTS" (The Ultimate Tribute to America's Favorite Band, The Eagles). The event is scheduled for Wednesday, 03/05/2025, from 06:00 PM to 09:00 PM at the 6 PM Auditorium, with a price of \$35 per person. A green notification bar at the top states "Tentative reservation added in cart successfully." Below this, there are tabs for "Single Day Event" and "Book For". The "Book For" section has a "Self" option selected and "Guest not allowed" unselected. A table lists the reservation details for a member named Shari Tompkins (ID 12188, Adult, email slmtompkins@gmail.com). The table shows a "Ticket Fee (1) - \$1.00" with a total of \$1.00. There is a section for "Add Comments" and a "TOTAL RESERVATION CHARGES: \$1.00" summary. At the bottom, three buttons are visible: "Update In Cart", "Proceed To Check Out", and "+ Add Another Reservation". A red oval highlights these three buttons, and an orange arrow points from the text "Update in Cart", "Proceed to Check Out", or "Add Another Reservation" to the "Update In Cart" button.

Member	Type	Comments / Contact	Items	Total
01 Tompkins, Shari - 12188	Adult	slmtompkins@gmail.com	1 Ticket Fee (1) - \$1.00	\$1.00

TOTAL RESERVATION CHARGES: \$1.00

Update In Cart Proceed To Check Out + Add Another Reservation

Restaurant

- Off of your main Menu
- Choose Restaurant
- Included in the Restaurant page are hours, menus, and special events



My Profile	My Account	Community Directory	Trending	Member Services	The Board	Staff
		Committees	Financials	Governing Documents	Restaurant	



Welcome to The Views Restaurant

Welcome to The Views Restaurant, where we are ready to meet your breakfast, lunch and dinner needs. A variety of tasty appetizers and entrees are available, with gluten-free and veggie options. We offer indoor, patio, bar and terrace seating, all with panoramic views of the Catalina Mountains. We have happy hour prices daily except for Sundays. Your favorite brands of alcohol are in stock. Open Daily. We look forward to serving you soon!

*Subject to change

Location

1035 E. Broadway Village Blvd.
Oro Valley, AZ 85755

Phone: [480-835-3333](tel:480-835-3333)

[Click HERE](#) for Restaurant Hours

[Click HERE](#) for Directions

Dine In or Get It to Go

[Spring Menu](#)

[Services](#)

[Happy Hour Menu](#)

[Join Our Mailing List](#)

[Drink Menu](#)

[Comments Card](#)

Special Events

[The Views Restaurant Coming Events](#)

[Easter Dinner](#)

[Easter Brunch](#)

[Happy Hour All Day Sundays with Baseball](#)

Calendar

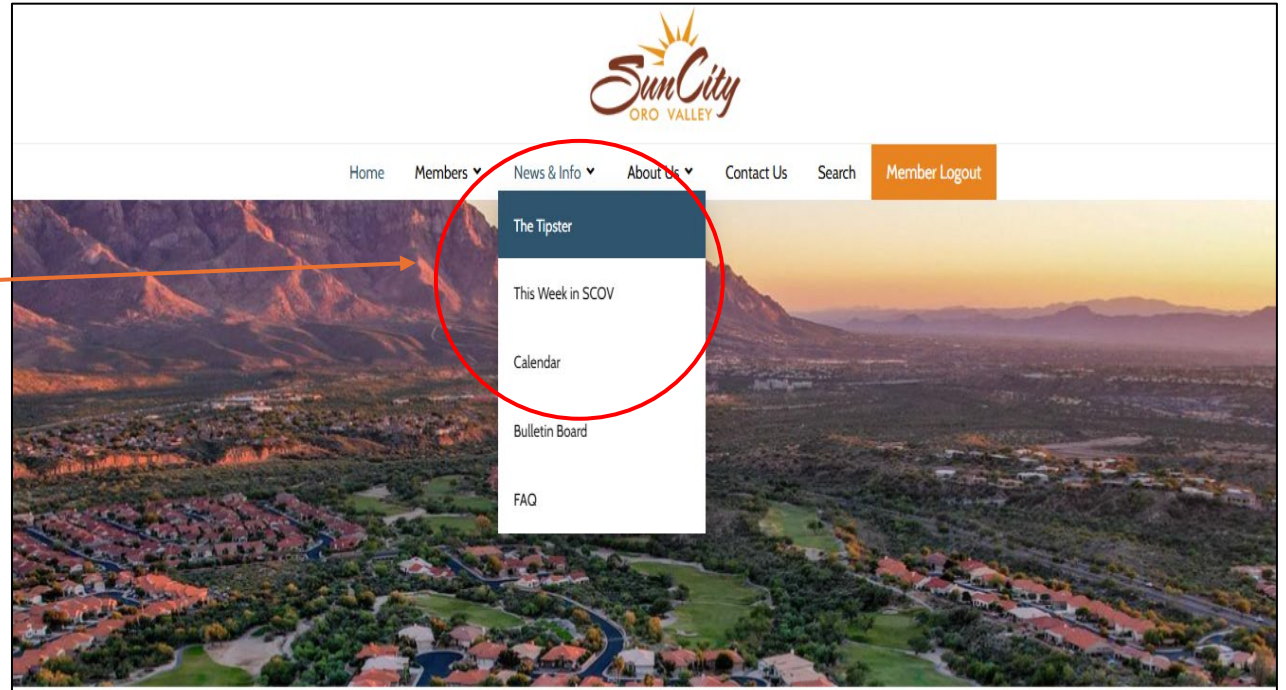
Hover over News & Info

Click on Calendar

We will continue to use Skedda for
Calendar reservation

If you already have Skedda access
nothing changes

If you need to make a reservation in the
calendar, you need to request a Skedda
ID from tdeuel@suncityorovalley.com



Calendar Continued

- Once in the Calendar you will see the Skedda calendar display showing
- Daily events beginning with today's date.
- Scroll within the calendar space to show additional days.
- To look for specific types of events locate the Space Tags label at the upper right side of the Skedda display.
- Users with Skedda accounts can log into Skedda by clicking on Skedda Login.
 - Note:** When clicking on Skedda Login you will leave the NorthStar webpage, and you will see the Skedda Login page.

My Profile My Account Community Directory Trending Member Services The Board Staff

Committees Financials Governing Documents

Calendar

Book your own room in Skedda (our calendar program), choose your set up and additional needs (audio/visual equipment, etc.) or contact Teresa for assistance or questions at tdeuel@suncityorovalley.com or 520-917-8087.

Searching for Board meetings, GM/BOD chats or committee meetings? Click on SPACE TAGS button below select BOARD MEETINGS or COMMITTEE MEETINGS to narrow the events to those areas.

Skedda Login How To Use Skedda Building and Room Occupancy Limits

DAY MONTH GRID LIST MAP FRIDAY, FEBRUARY 28, 2025 - MONDAY, APRIL 14, 2025 SPACE TAGS

All bookings My bookings

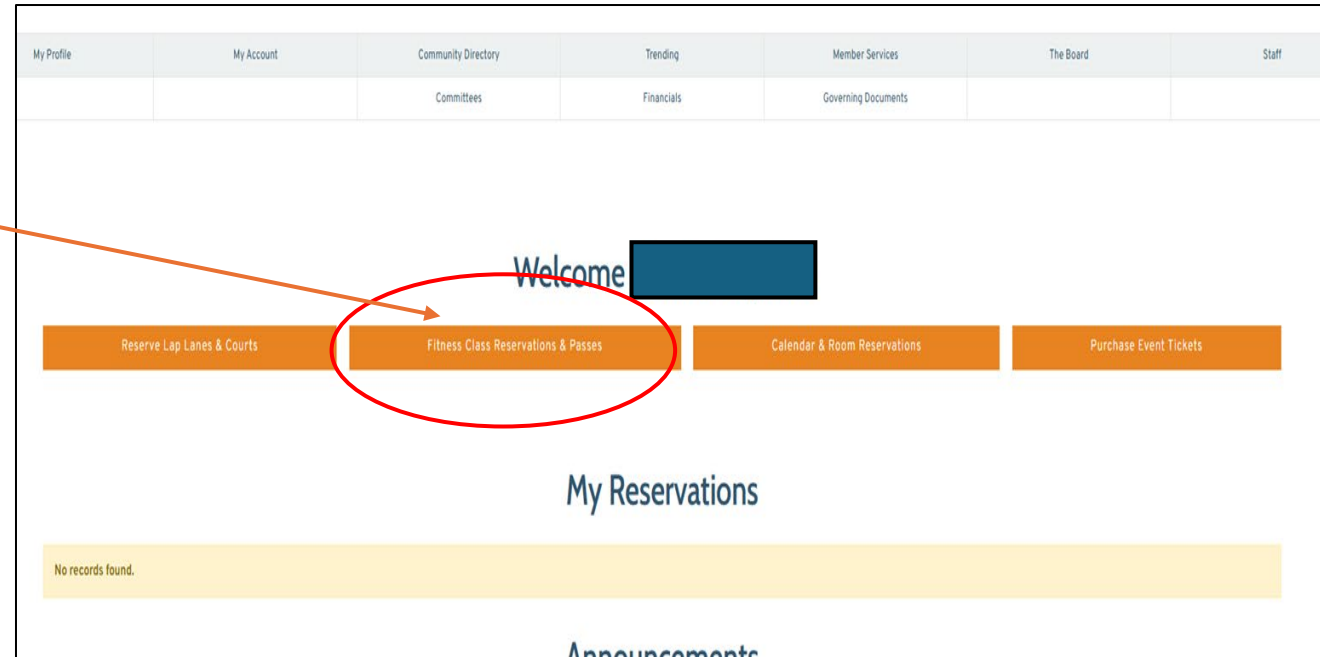
FRIDAY, FEBRUARY 28, 2025

7:00AM-8:00AM (1h) C	AFC-Studio 1, AFC-Studio 2	(User details hidden or empty)	Sunrisers Exercise Club
8:00AM-9:00AM (1h) C	AC-Auditorium	(User details hidden or empty)	Energetic Exercise
8:00AM-11:30AM (3h 30m) C	DO-Ocotillo	(User details hidden or empty)	Mixed Social Bridge
8:00AM-11:00AM (3h)	AC-Navajo (kitchen), AC-Hohokam	(User details hidden or empty)	Tipster Collation
9:00AM-12:00PM (3h) C	CV-Mt Lemmon	(User details hidden or empty)	Show & Share
9:00AM-1:00PM (4h) C	CV-Art Studio	(User details hidden or empty)	Colored Pencil Plus
9:00AM-12:00PM (3h) C	CV-Mt Kimball	(User details hidden or empty)	Show & Share
10:00AM-11:30AM (1h 30m) C	AFC-Studio 1, AFC-Studio 2	(User details hidden or empty)	Folk Dance
10:30AM-11:30AM (1h) C	AC-Kiva Room	(No user)	Chair Balance Class
12:00PM-4:00PM (4h) C	CV-Billiards	(User details hidden or empty)	Billiard Club

SUN CITY ORO VALLEY | READ-ONLY MODE (LIMITED VISIBILITY) | Powered by AllBooked | (520) 825-3711 | Contact | Terms | Privacy

Reservations – Fitness Center

- From your Profile
- Choose “Fitness Classes and Registration”



Fitness Classes

- Scroll to the calendar for the class you wish to attend, this can be done by class name, location
- Click on the date you want to take the class.
- It will tell you that you need to be signed in to register and gives you opportunity to sign in or create a new account.
- Setup a Punch pass account (if needed) and continue with registration

Sun City
ORO VALLEY

Home Members News & Info About Us Contact Us Search Member Logout

Purchase A Pass Online Schedule Calendar Instructors Sign In Create Account

March 2025

April 2025 >

INSTRUCTIONS

- One person per reservation ONLY.
 - (Not accepted: John & Jane Smith)
- Three or more no-shows will result in a two-week suspension of privileges.
- Walk-ins are welcome if space is available.
- Need to cancel a reservation? You can do this thru the confirmation email or call the AFC at 917-8067. Emails to Lonnie will not be accepted.
- [Purchase A Pass - Sun City Oro Valley Aquatic & Fitness Center | powered by Punchpass.com • Sun City Oro Valley Aquatic & Fitness Center](#)
 - Use this pass for: Cardio Chair, Core Conditioning, Sweat & Stretch, Zumba, Aqua Zumba, Water Aerobics, Sunrisers, CardioCore Fusion...

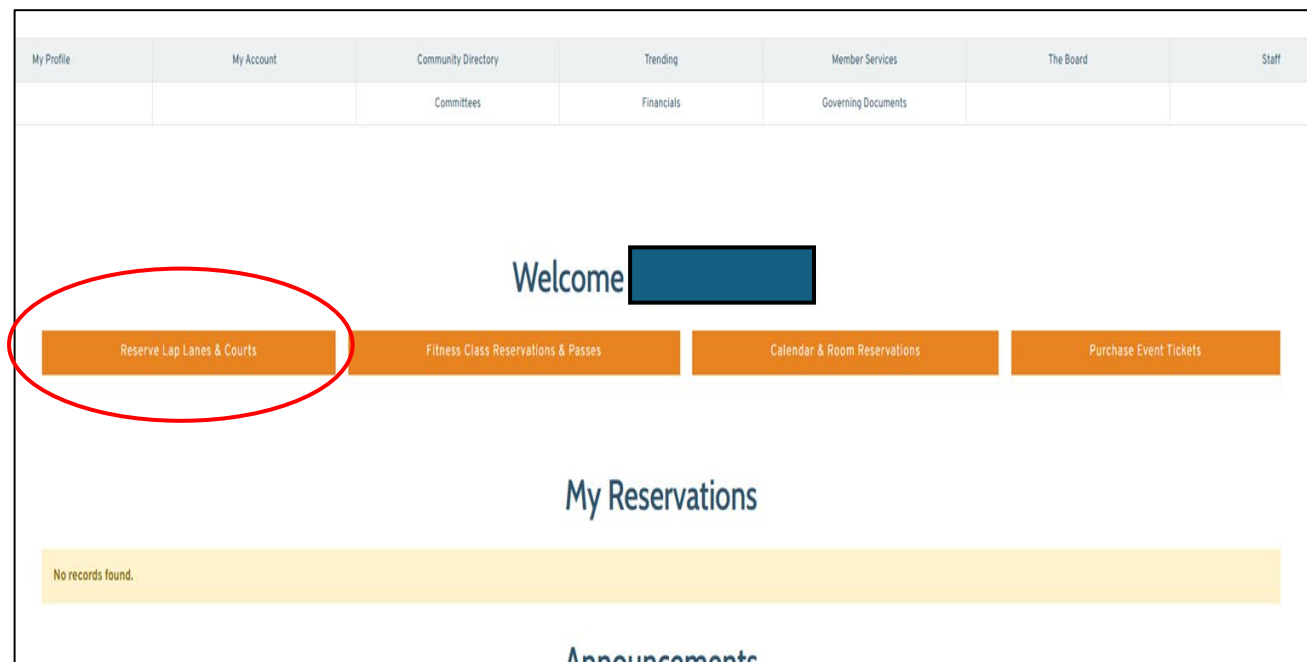
[Read More](#)

All Classes Location All Instructors

SUNDAY	MONDAY	TUESDAY	WEDNESDAY	THURSDAY	FRIDAY	SATURDAY
23	24	25	26	27	28	1 TODAY
	10:00 am Water Aerobics (Nov - March)	7:30 am Sweat Stretch ↳ Lonnie	10:00 am Water Aerobics (Nov - March)	7:30 am Sweat Stretch ↳ Lonnie	10:00 am Water Aerobics (Nov - March)	9:00 am Cardio Chair ↳ Catalina Vista

Reservations Other Activities

- From your Profile
- Choose “Reserve Lap Lane & Courts”



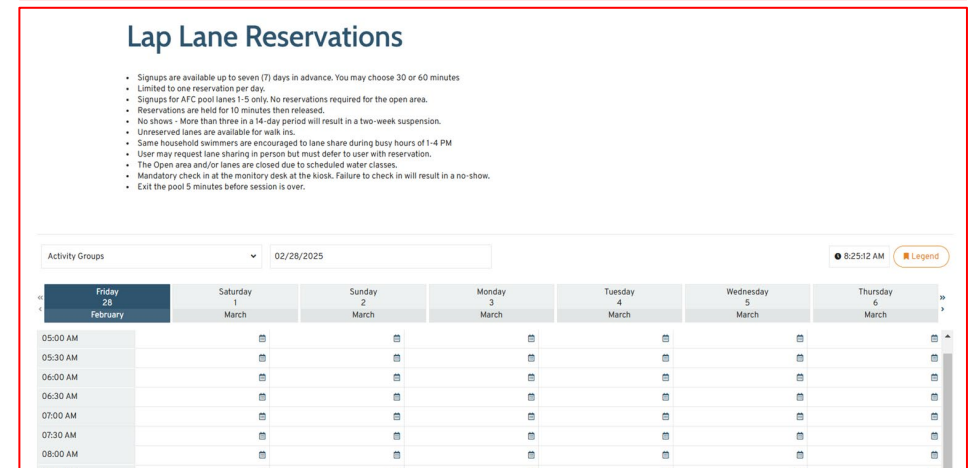
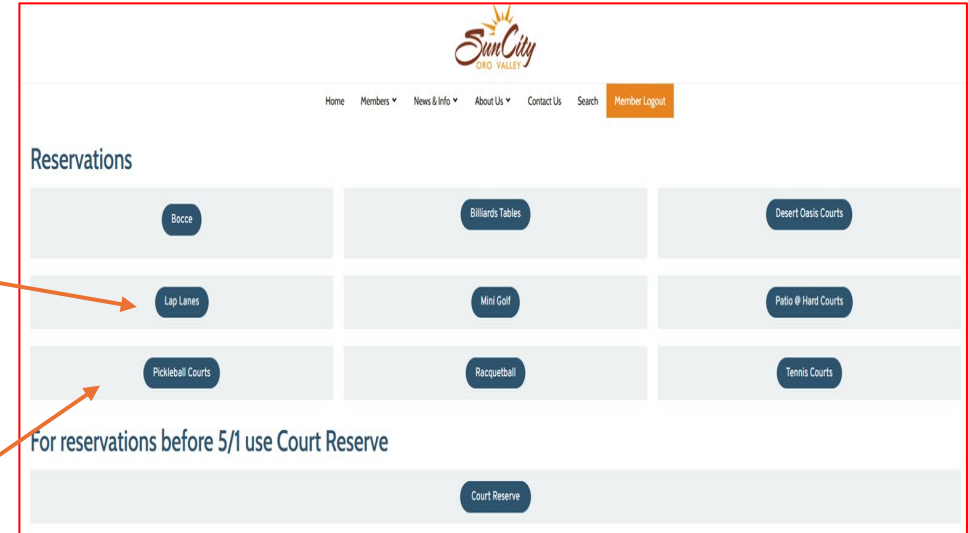
Lap Lane & Pickleball Court

Lap Lane

- Press “Lap Lanes” button
- Matrix displayed with lanes in column and time in rows.
- Press calendar icon for lane and time of day desired
- Select duration from “for” drop Down
- Press the “Save” button

Pickleball Court

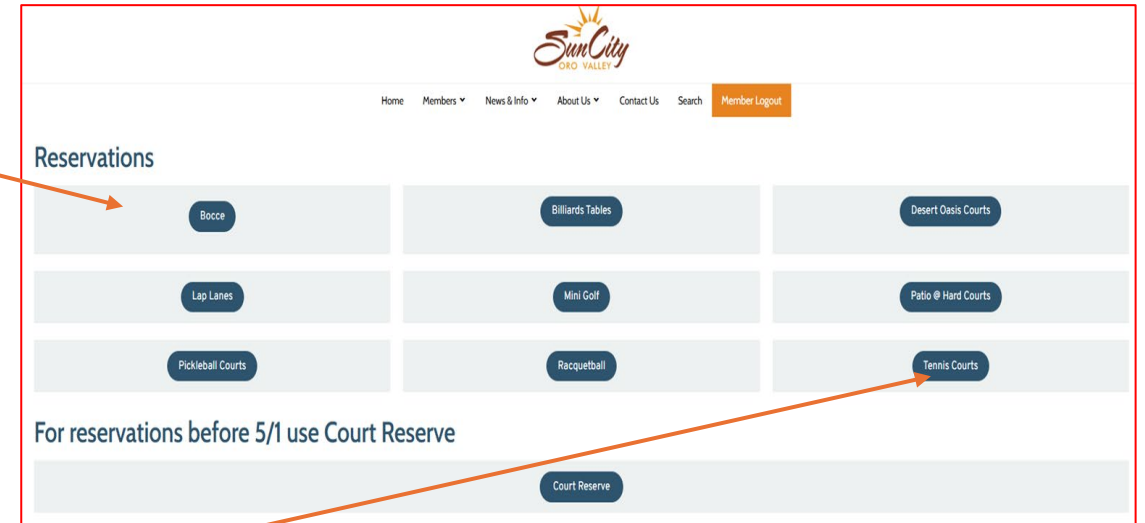
- Press “Pickleball Courts” button
- Matrix displayed with courts in the columns and time in rows.
- Press calendar icon for the court and time of day desired
- Select duration from “For (minutes)” drop Down
- Press the “Save” button



Bocce & Tennis Courts

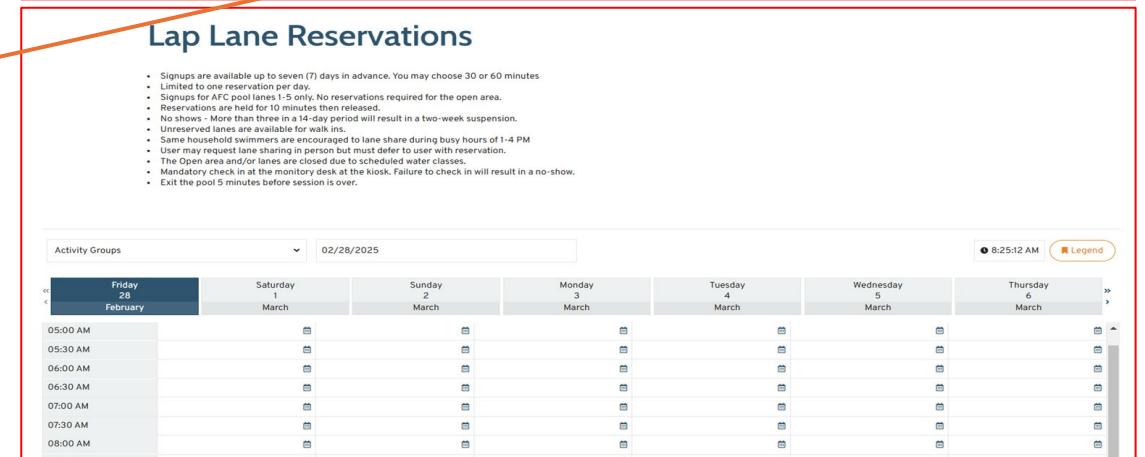
Bocce Court

- Press “Bocce” button
- Matrix displayed with courts in the columns and time in rows.
- Press calendar icon for the court and time of day desired
- Select duration from “For (minutes)” drop Down
- Press the “Save” button



Tennis Courts

- Press “Tennis Courts” button
- Matrix displayed with Tennis Court in the column and time in rows.
- Press calendar icon for the Tennis Court and time of day desired
- Select duration from “For (minutes)” drop Down
- Press the “Save” button



Racquetball & Mini Golf

Racquetball

- Press “Racquetball” button
- Matrix displayed with Racquetball in the column and time in rows.
- Press calendar icon for the Racquetball and time of day desired
- Select duration from “For (minutes)” drop Down
- Press the “Save” button

Mini Golf

- Press “Mini Golf” button
- Matrix displayed with Mini Golf in the column and time in rows.
- Press calendar icon for the Mini Golf and time of day desired
- Select duration from “For (minutes)” drop Down
- Press the “Save” button

Sun City
ORO VALLEY

Home Members News & Info About Us Contact Us Search Member Logout

Reservations

Bocce Billiards Tables Desert Oasis Courts

Lap Lanes Mini Golf Patio @ Hard Courts

Pickleball Courts Racquetball Tennis Courts

For reservations before 5/1 use Court Reserve

Court Reserve

Lap Lane Reservations

- Signups are available up to seven (7) days in advance. You may choose 30 or 60 minutes
- Limited to one reservation per day.
- Signups for AFC pool lanes 1-5 only. No reservations required for the open area.
- Reservations are held for 10 minutes then released.
- No shows - More than three in a 14-day period will result in a two-week suspension.
- Unreserved lanes are available for walk ins.
- Same household swimmers are encouraged to lane share during busy hours of 1-4 PM
- User may request lane sharing in person but must defer to user with reservation.
- The Open area and/or lanes are closed due to scheduled water classes.
- Mandatory check in at the monitor desk at the kiosk. Failure to check in will result in a no-show.
- Exit the pool 5 minutes before session is over.

Activity Groups 02/28/2025 8:25:12 AM Legend

	Friday 28 February	Saturday 1 March	Sunday 2 March	Monday 3 March	Tuesday 4 March	Wednesday 5 March	Thursday 6 March
05:00 AM							
05:30 AM							
06:00 AM							
06:30 AM							
07:00 AM							
07:30 AM							
08:00 AM							

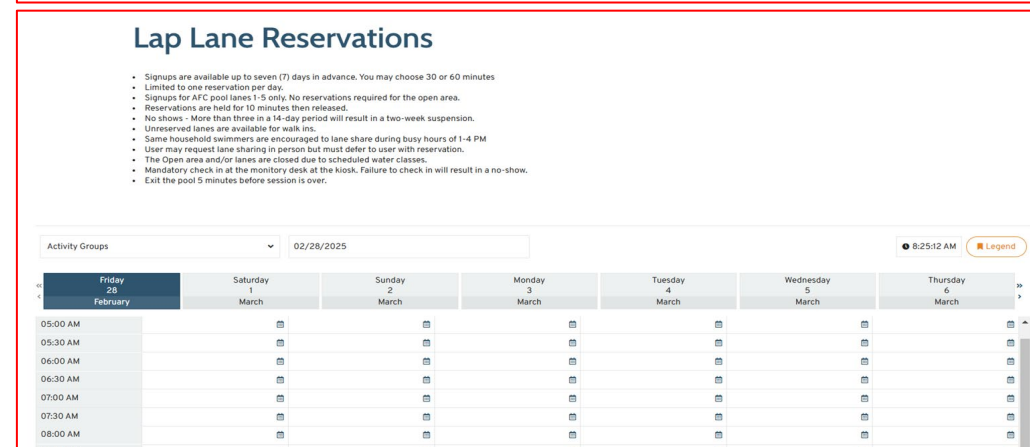
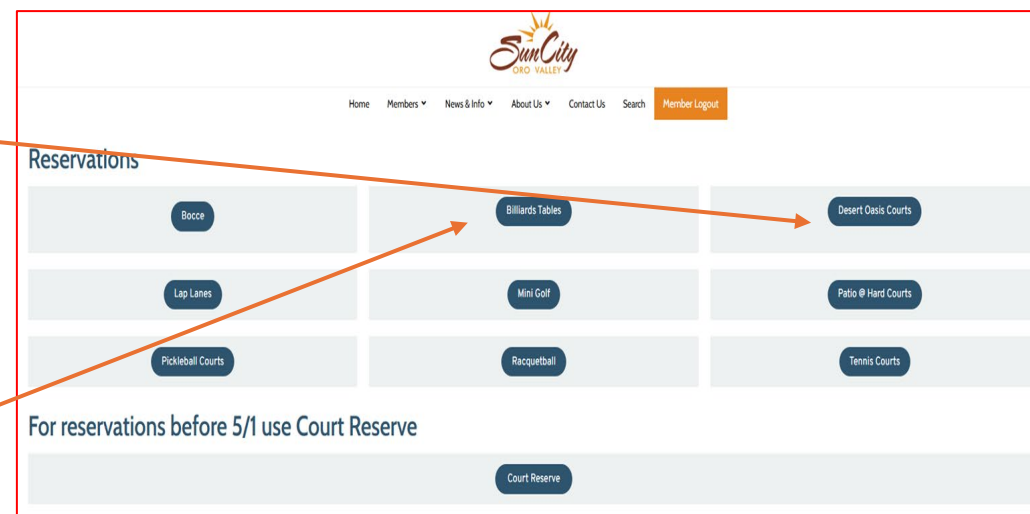
Desert Oasis Courts & Billiards Table

Desert Oasis Courts

- Press “Desert Oasis Courts” button
- Matrix displayed with DO Court in the column and time in rows.
- Press calendar icon for the DO Court and time of day desired
- Select duration from “For (minutes)” drop Down
- Press the “Save” button

Billiard Table

- Press “Billiards Tables” button
- Matrix displayed with billiard tables in the columns and time in rows.
- Press calendar icon for the billiard table and time of day desired
- Select duration from “For (minutes)” drop Down
- Press the “Save” button



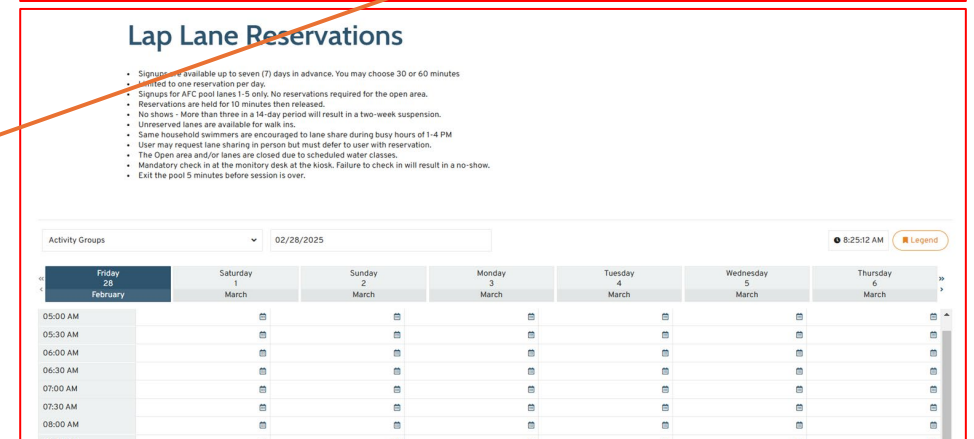
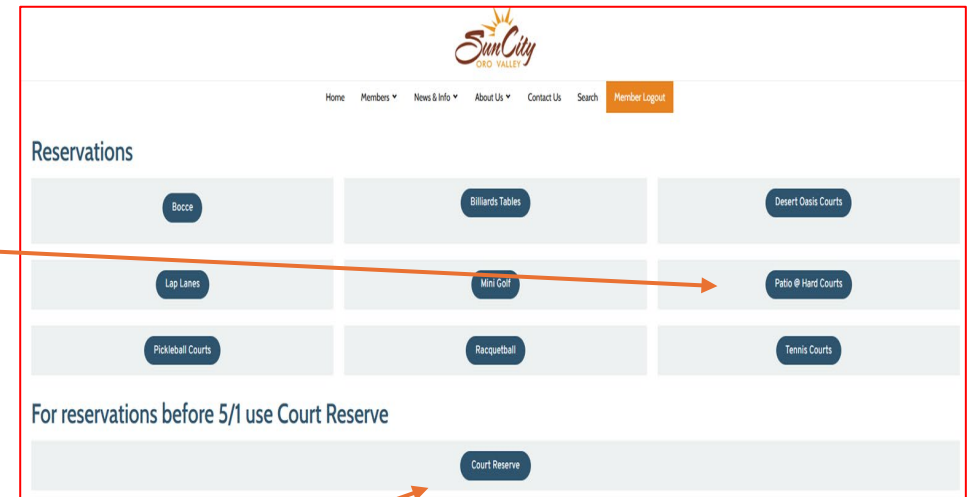
Patio @ Hard Courts

Patio @ Hard Courts

- Press “Patio @ Hard Courts” button
- Matrix displayed with Court in the column and time in rows.
- Press calendar icon for the Court and time of day desired
- Select duration from “For (minutes)” drop Down
- Press the “Save” button

Court Reserve

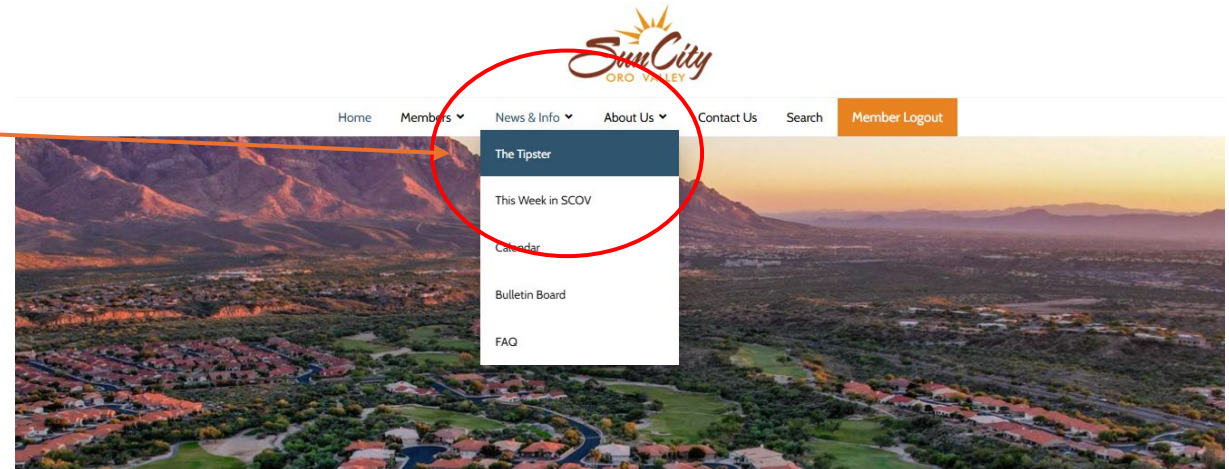
- Court Reserve provides instructions on making reservations for all activities listed above. This becomes obsolete on May 1, 2025 and will be removed from the website.



Finding Other Information

The *Tipster*

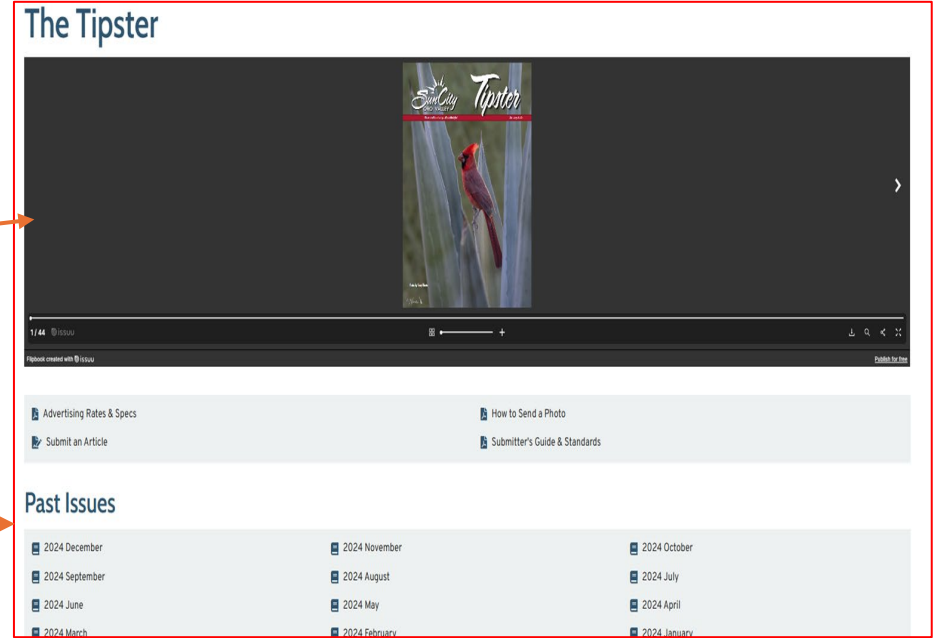
- Hover over News and Info
- Choose the *Tipster*



Tipster Continued


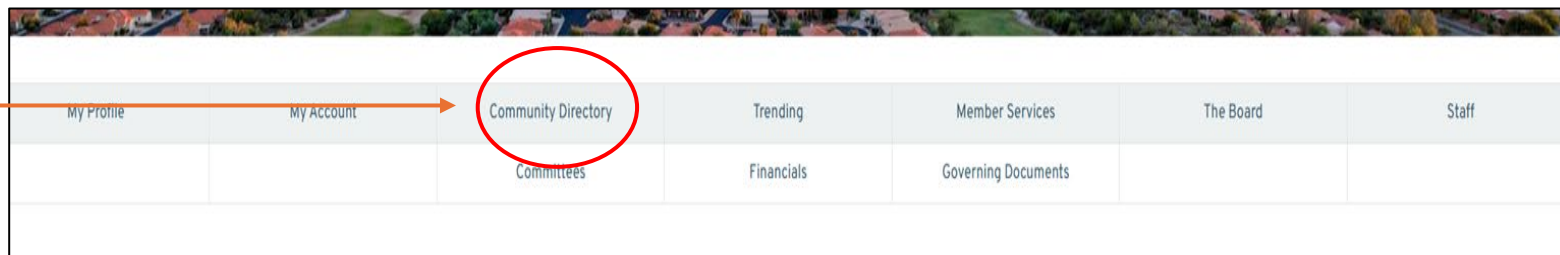
- The current issue will show
 - This will open a new tab showing the current issue.
- To open a previous issue, in the Past Issues section place your cursor on the issue, click the right mouse button and a new tab will open showing the issue selected.

- The *Tipster* can be read online by clicking the arrows on the left and right
- To download the *Tipster* choose the download icon and follow instructions



Community Directory & Finding a Friend

- From the members home page
- Choose Community Directory



Searching Community Directory

- Enter the resident name
- In Advanced Search By Name, enter person's name in search box and click on search
- Find the person's and click on picture/name box
- Advanced Search will allow you to search by address

Note: *You can enter the resident first, last or both names when searching*

Community Directory

A B C D E F G H I J K L M N O P Q R

U V W X Y Z

Advanced Search

By Name: Langer, Cheryl

By Occupation:

Search Reset

Langer, Cheryl

ccs@cherylscreativesolutions.com

520-307-9394

520-307-9394

Find a friend

- Copy the address
- Scroll down and click on map icon
- Click on the map, the map will open up

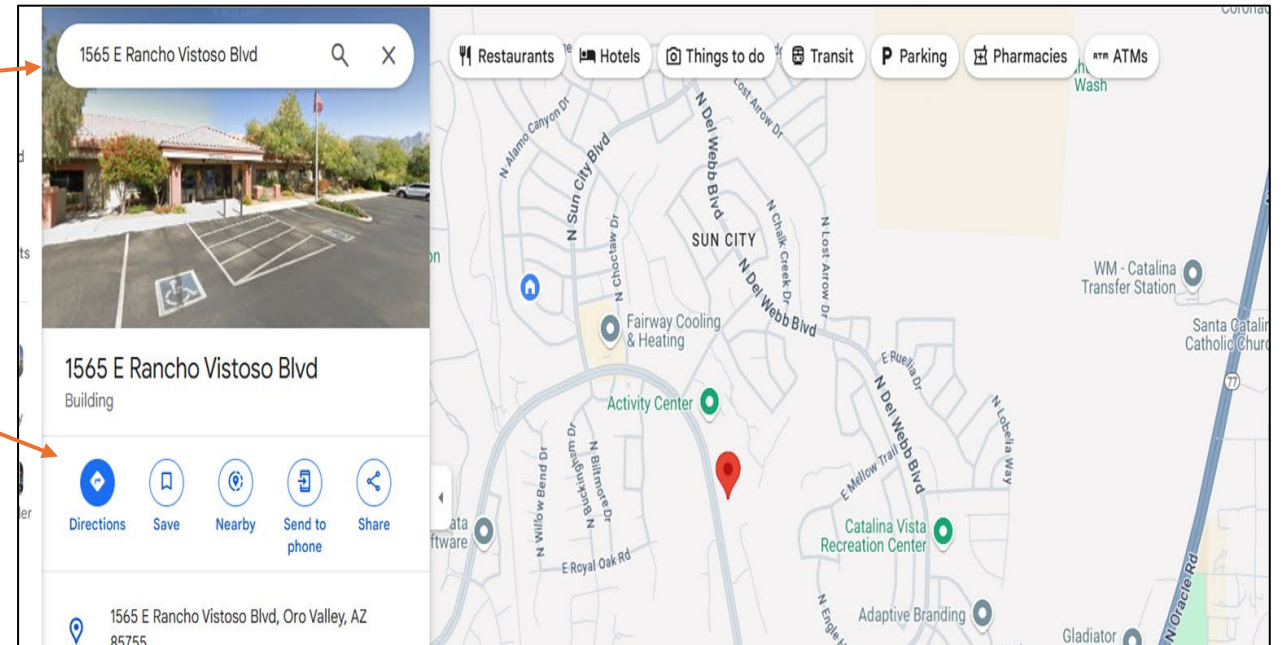
The screenshot displays the Sun City Oro Valley website interface. At the top, there are two sections: 'Personal Information' and 'Contact Information'. The 'Personal Information' section includes fields for 'Date of Birth' (04/20) and 'Marital Status' (Married). The 'Contact Information' section includes 'Cell Phone' and 'Home' links. Below these is the 'Property Information' section, which includes a 'P # 010069' and a table with the following details:

Association	Sun City Oro Valley
Communities	1
Property Type	Lot
Residency Status	Owner - Resident
Assignment Status	Owner Moved In
Property Address	935 E Willow Bend Pl Oro Valley, AZ 85755

Below the property information is a 'Property Address' field containing the same address. At the bottom of the page, there is a dark blue footer with the Sun City Oro Valley logo, a description of the community, and several navigation links: 'LANES & COURT RESERVATIONS', 'CALENDAR', 'QUICK LINKS' (Library, Gift Shop, Rentals, Purchase Ticket, Fitness Class, Site Map), 'ADDRESS' (1565 E. Rancho Vistoso Blvd., Oro Valley, Arizona 85755-9120), 'PHONE NO.' (+1 520 825 3711), and 'OPEN HOURS' (View Our Hours). A 'MAP' icon is also present in the footer, which is highlighted by an orange arrow from the instructions. Another orange arrow points from the 'Property Address' field to the 'MAP' icon.

Find a Friend Continued

- Paste the address into the directions box and press enter
- The map will show you the house location
- If you want directions, choose your method of transportation
- The map will show directions from your house to your friends



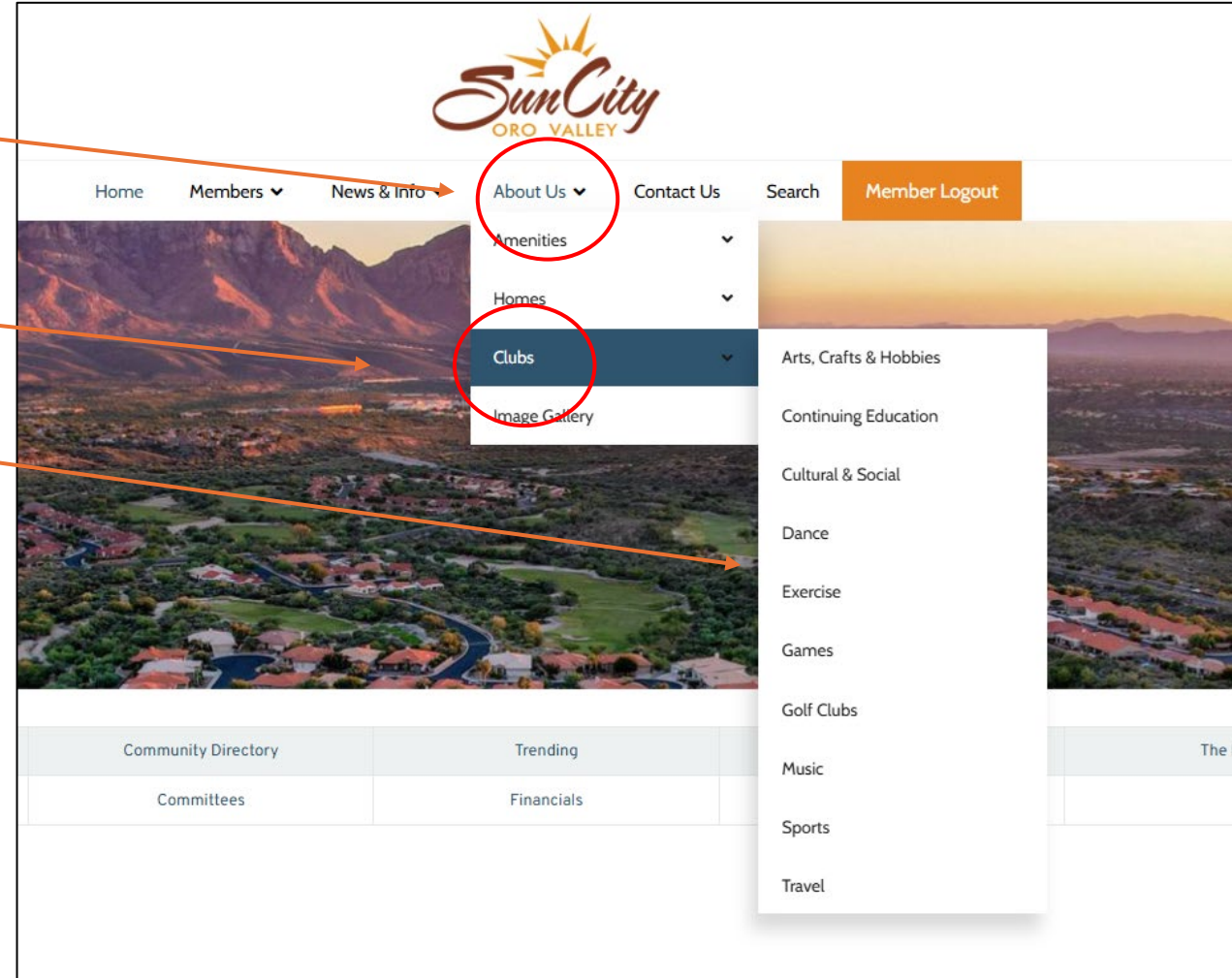
Search

- Click on Search
- Enter your topic you are looking for (example Clean My Windows)
- This will take you to a .pdf of vendors.
- Click on .pdf search

The image displays three sequential screenshots of the Sun City Oro Valley website's search functionality. The first screenshot shows the website's navigation menu with the 'Search' button circled in red. The second screenshot shows the search bar with the text 'Clean my Windows' entered, also circled in red. The third screenshot shows the search results page for 'Clean my Windows', displaying 281 results. A red arrow points from the text 'Click on .pdf search' to a specific PDF document in the results list: 'Consumer Referral Vendor List - Sun City Oro Valley.pdf'.

Clubs


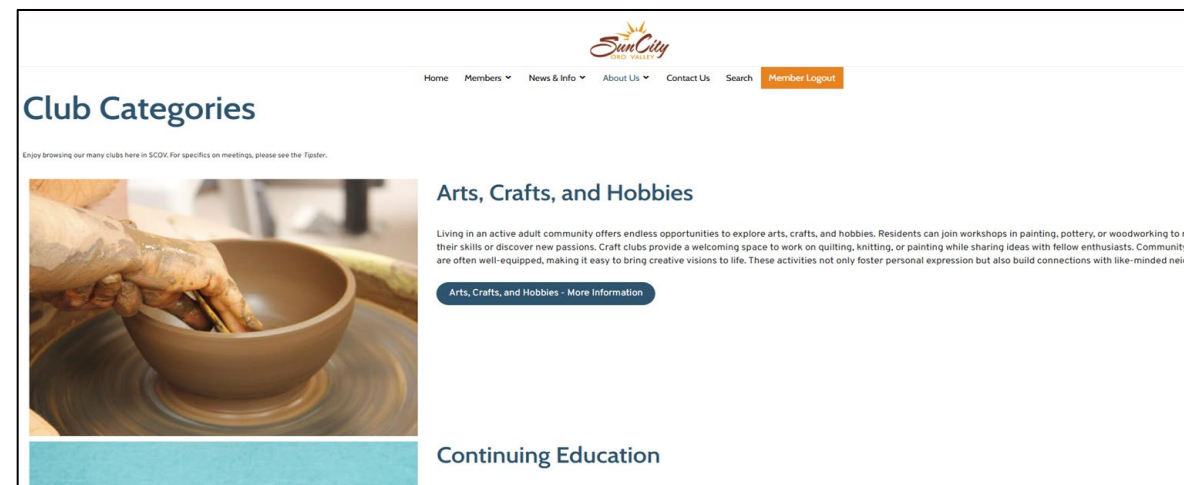
- Click on About Us
- Hover your cursor around About Us
- Choose Clubs
- In the submenu choose the area of interest



Clubs Continued

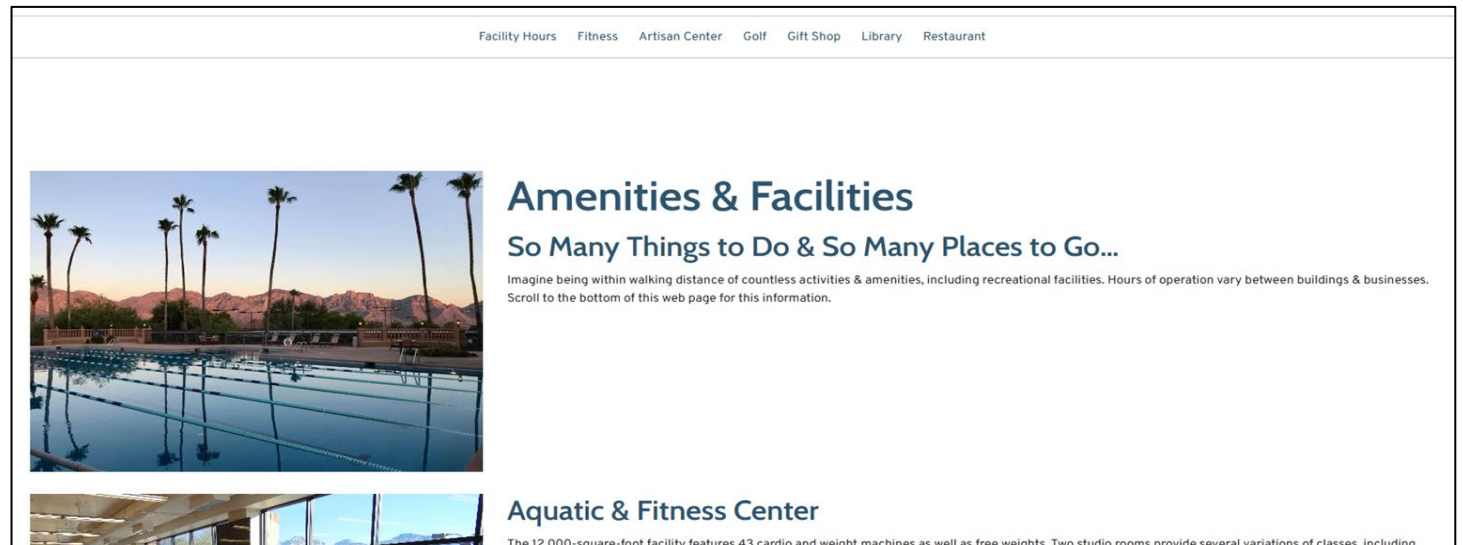
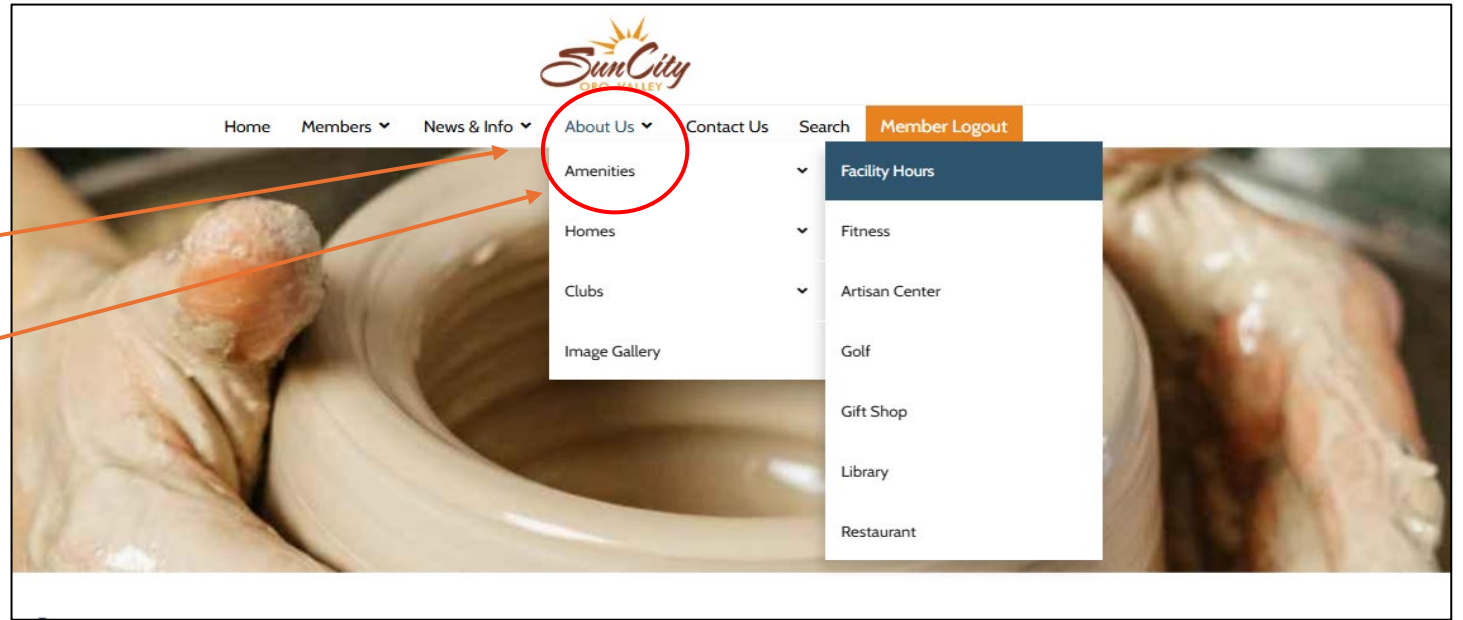
Example: Find a Sewing Group

- Under Arts, Crafts & Hobbies
- Click on Casa Amiga or Cheer Bears or Machine Embroidery or Seniors for Kids, or Thimblelenas and within Thimblelenas Quilters
- Once you determine which group is of interest, go to the Tipster to find contacts and meeting times.



Amenities

- Click on About Us
- Hover your cursor on About Us
- Choose Amenities
- Move cursor to the next navigation panel to your desired area of interest (facility hours, fitness, artisan center, golf, gift shop, library, restaurant)



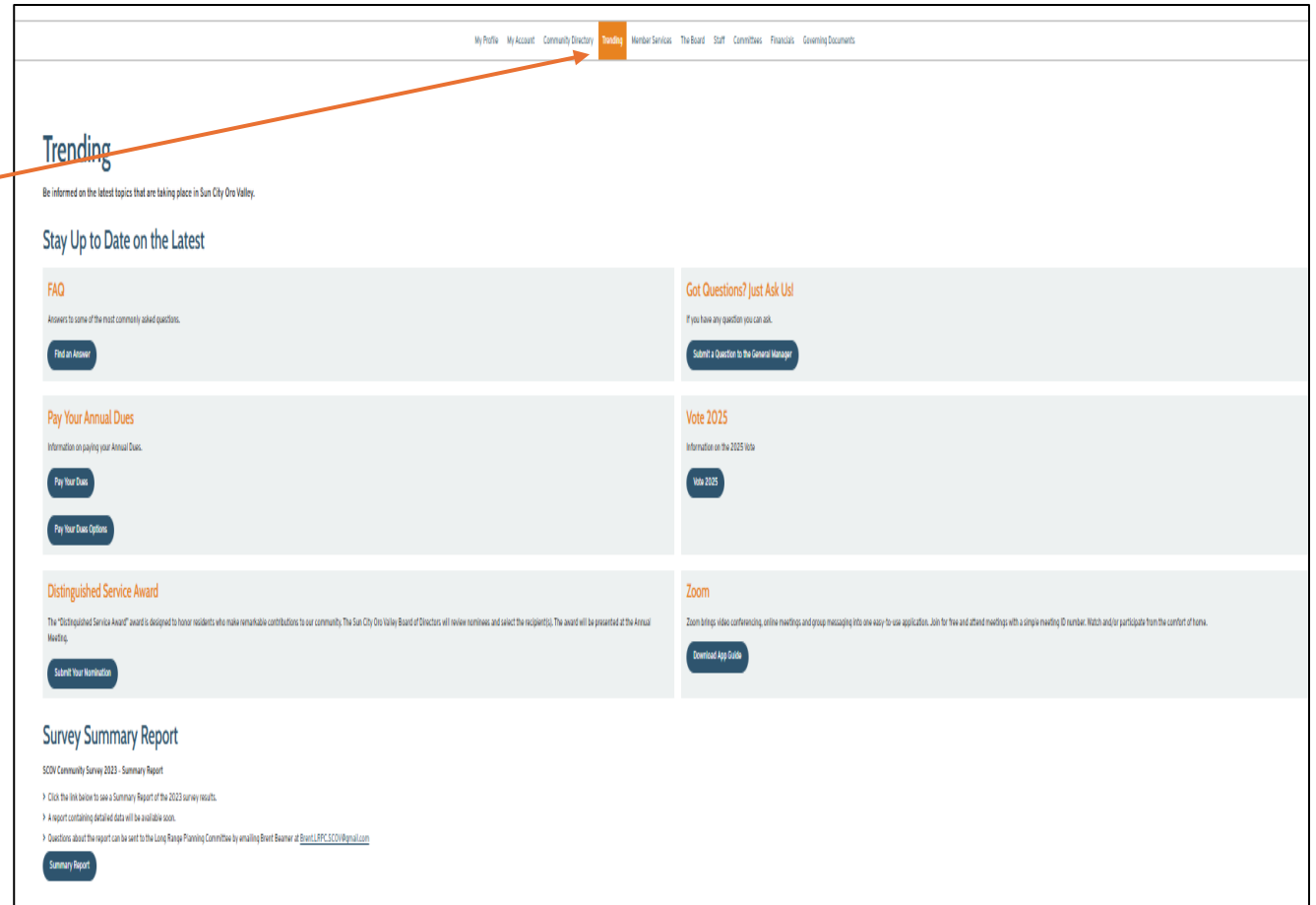
Library

- Click on About Us
- Hover your cursor on About Us
- Choose Library
- Click on Library Catalog
- Login following the instructions

The screenshot shows the Sun City Oro Valley website. The top navigation bar includes links for Home, Members, News & Info, About Us, Contact Us, Search, and Member Logout. The 'About Us' dropdown menu is open, showing options for Amenities, Homes, Clubs, and Image Gallery. The 'Library' option is highlighted in the dropdown. Below the navigation, the Library page is displayed, featuring a banner image of books and a description of the library's services. A table provides the library's hours and location. The page also includes links for 'How to Access Your Online Account', 'Library Catalog', 'Library Donations', 'Library Volunteer Application', and 'Friends of Library Book Bingo'. The bottom of the page shows the Webopac search interface with a search bar and filters for Keywords, All Time Periods, All Forms, and All Collections. A banner image at the bottom of the page shows the interior of the library.

Trending

This page contains current information on the “Trending” issues within Sun City Oro Valley community.



My Profile My Account Community Directory **Trending** Member Services The Board Staff Committees Financials Governing Documents

Trending

Be informed on the latest topics that are taking place in Sun City Oro Valley.

Stay Up to Date on the Latest

FAQ

Answers to some of the most commonly asked questions.

[Find an Answer](#)

Got Questions? Just Ask Us!

If you have any questions you can ask.

[Submit a Question to the General Manager](#)

Pay Your Annual Dues

Information on paying your Annual Dues.

[Pay Your Dues](#)

[Pay Your Dues Options](#)

Vote 2025

Information on the 2025 Vote

[Vote 2025](#)

Distinguished Service Award

The "Distinguished Service Award" award is designed to honor residents who make remarkable contributions to our community. The Sun City Oro Valley Board of Directors will review nominees and select the recipient(s). The award will be presented at the Annual Meeting.

[Submit Your Nomination](#)

Zoom

Zoom brings video conferencing, online meetings and group messaging into one easy-to-use application. Join for free and attend meetings with a simple meeting ID number. Watch and/or participate from the comfort of home.

[Download App Guide](#)

Survey Summary Report

SCOV Community Survey 2023 - Summary Report

- > Click the link below to see a Summary Report of the 2023 survey results.
- > A report containing detailed data will be available soon.
- > Questions about the report can be sent to the Long Range Planning Committee by emailing Brent Beemer at BrentLRPC@scov.com

[Summary Report](#)

Member Services

This page contains current information on the “Member Services” provides a catch all for a variety of needed information with SCOV.

- Information on the BOD vote for 2025 can be found here
- Need information on Emergency Preparedness?
- Want to Change, Rent or Sell your home?
- Have other questions, like ordering a name tag or making a complaint?
- Going through challenges or loss?
- Questions on Trash pickup?
- Any important Member News?
- Want to change what you receive, or see on the site?

The screenshot shows the SCOV Member Services page with several sections:

- Vote 2025**: Information about the upcoming election.
- Emergency Preparedness**: Links to forms like Dark House Form, Emergency Contact Form, Disposal-A-Med, Emergency Alert Notifications, Game & Fish Pet Flyer, and Vulnerable Adult Registry.
- For Your Home**: Links to CHANGE YOUR HOME, RENT YOUR HOME, and SELL YOUR HOME.
- Information**: Links to Conditional Transfer, Code of Conduct, Group Registration, Lost Room, Records Request, Solar Stats, Complaint Form - Covenant, Electronic Voting Opt Out, Order Name Tag, SCOV Photo Contest, Vendor List, Customs Closet, Flag & Sign Display Application, Owner & Resident Handbook, and SCOV Photo Release.
- Support Groups**: Lists groups like BRAIN HEALTH CIRCLE, CANCER SUPPORT, CAREGIVERS OF LOVED ONES WITH COGNITIVE LOSS, DIABETES SUPPORT CIRCLE, GRIEF SUPPORT, and SUPPORT GROUP FOR THE VISUALLY IMPAIRED.
- Trash Information**: Includes a photo of a Republic Services truck and links to Republic Services Resolution Request, Republic Services Holiday Schedule, Recycling, Video, Recycling Information - Glass Included, and Recycling List.
- Member News**: A section for news updates.
- Company Wide Unsubscriptions**: A form to manage email preferences for Board Information, Events, Tipster Collation, Default, Lift Station Update, and Event Campaign Category.

The Board

Here, you'll find the Board's meeting information and important documents, including agendas, minutes, and Board packets.

The screenshot shows the top navigation bar of the SCOV website. The 'The Board' link is highlighted in orange. Below the navigation bar is the 'Board Meeting Calendar' section. It features a calendar view for the period from Friday, February 28, 2025, to Monday, April 14, 2025. The calendar lists several meetings with their dates, times, and locations. An orange arrow points from the 'The Board' link in the navigation bar to the 'Board Meeting Calendar' section.

DAY	MONTH	GRID	LIST	MAP	FRIDAY, FEBRUARY 28, 2025	MONDAY, APRIL 14, 2025
TUESDAY, MARCH 4, 2025						
9:00AM-12:00PM (3h)					AC-Auditorium, Board Meetings, Committee Meetings 1. As...	SCOV Balot Forum
6:00PM-9:00PM (3h)					AC-Auditorium, Board Meetings, Committee Meetings 1. As...	SCOV Balot Forum
FRIDAY, MARCH 14, 2025						
1:00PM-2:00PM (1h)					AC-Kiva Room, Board Meetings	SCOV GM Board Chat
TUESDAY, MARCH 25, 2025						
9:00AM-12:00PM (3h)					AC-Kiva Room, Board Meetings	SCOV Board Meeting
THURSDAY, APRIL 3, 2025						
9:00AM-12:00PM (3h)					AC-Kiva Room, Board Meetings	SCOV Special Board Meeting
WEDNESDAY, APRIL 9, 2025						

Board of Directors

The Sun City Oro Valley Board of Directors consists of seven residents who are elected on a rotating basis to serve three years each. The Board establishes policy, approves budgets and assures the financial integrity of the SCOV Association. Resident members are encouraged to attend Board meetings and study sessions. There are also regularly scheduled Chat with the General Manager and Directors for exchange of ideas and questions & answers. Their mission is to lead in maintaining and enhancing the quality of life in Sun City Oro Valley.

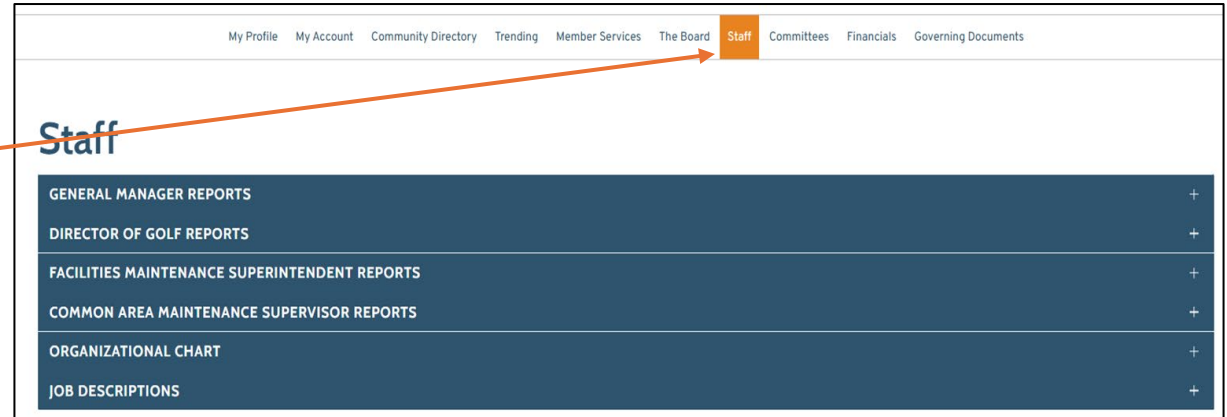
The screenshot displays a list of documents organized into several categories. Each category has a list of items with a date and a document icon. The categories include:

- Board Meeting Agendas:** A list of agenda documents from 2023 to 2025.
- Board Meeting Minutes:** A list of minutes documents from 2023 to 2025.
- Board Meeting Packets:** A list of packet documents from 2023 to 2025.
- Study Session Agendas:** A list of agenda documents for study sessions.
- Study Session Packets:** A list of packet documents for study sessions.
- Study Session Notes:** A list of notes documents for study sessions.
- Communications:** A list of communication documents.

Staff

This page contains information on the Sun City Oro Valley staff and management.

They work at the direction of the General Manager, who works at the direction of the Board. Their contact information is listed here.





My Profile My Account Community Directory Trending Member Services The Board **Staff** Committees Financials Governing Documents

Staff

- GENERAL MANAGER REPORTS +
- DIRECTOR OF GOLF REPORTS +
- FACILITIES MAINTENANCE SUPERINTENDENT REPORTS +
- COMMON AREA MAINTENANCE SUPERVISOR REPORTS +
- ORGANIZATIONAL CHART +
- JOB DESCRIPTIONS +

Leadership

Management Team

	SANDY SEDDON, CMCA, AMS, PCAM General Manager ✉ sseddon@suncityorovalley.com ☎ 520-917-8080		ROBIN COULTER, CMCA, AMS, PCAM Assistant General Manager ✉ rcoulter@suncityorovalley.com ☎ 520-917-8070
--	---	--	---

Staff

MONICA CLARK Administrative Coordinator II ☎ 520-917-8082	LONNIE DAVIS Fitness Supervisor ✉ ldavis@suncityorovalley.com ☎ 520-917-8073
CARLA GREEN Communications Coordinator	JULIE FOERSTER Human Resources

Committees

This page contains information on the Committees that help to make Sun City Oro Valley one of the best places to live. It is comprised of resident members who work to help guide the Board and management to decisions that will affect the community. You can find a calendar of when the committees are meeting, their agendas, minutes and reports.

The screenshot displays the 'Committee Meeting Calendar' section of the Sun City Oro Valley website. An orange arrow points from the 'Committees' link in the top navigation bar to the calendar. The calendar shows meetings for Monday, March 3, 2025; Tuesday, March 4, 2025; and Wednesday, March 5, 2025. Below the calendar is a 'Committees' section with links for Membership List, Committee Application, Post Agendas/Minutes Here, Agenda Item Request, and Committee Chair Guide. At the bottom, there are buttons for various community groups: Active Health, Ambassadors, Aquatic and Fitness Center, Architectural Inspection Group, Architectural Review, Bunker Renovation Task Force, Code of Conduct Review, and Community Assistance.

Financials

This page contains information on the Financials.

- Pay your dues
- Find the annual Budget Information
- Look up the Audited Financials
- See the Monthly Statements
- Review previous Asset Reserve Studies

The screenshot shows the 'Financials' page on the SCOV website. The page has a navigation bar at the top with links for 'My Profile', 'My Account', 'Community Directory', 'Training', 'Member Services', 'The Board', 'Staff', 'Committees', 'Financials', and 'Governing Documents'. The 'Financials' link is highlighted in orange. Below the navigation bar, the page is divided into several sections:

- Financials**: A header section with two buttons: 'Pay Your Dues' and 'Pay Your Dues Options'.
- Annual Budget and Report**: A section containing links for 'Annual Budget 2024-2025', '25-26 Budget 2nd Draft', and 'Budget Summary Enclosure 2024-2025'.
- Audited Financials**: A section containing links for 'Audited Financial Statement 2023-2024', 'Auditors Presentation - Finance Budget Committee 2024-1021', and 'Auditors Presentation - Board Meeting 2024-1022'.
- Monthly Statements**: A section containing links for each month of the year: January, February, March, April, May, June, July, August, September, October, November, and December. There is also a link for 'January 2024'.
- Asset Reserve Study**: A section containing links for 'Reserve Study 2024' and 'Reserve Study 2021'.

Orange arrows from the text on the left point to the following elements on the page:

- 'Pay your dues' points to the 'Pay Your Dues' button.
- 'Find the annual Budget Information' points to the 'Annual Budget 2024-2025' link.
- 'Look up the Audited Financials' points to the 'Audited Financial Statement 2023-2024' link.
- 'See the Monthly Statements' points to the 'January' link.
- 'Review previous Asset Reserve Studies' points to the 'Reserve Study 2021' link.

Governing Documents

This page contains information on the documents that govern the Sun City Oro Valley community.

My Profile My Account Community Directory Trending Member Services The Board Staff Committees Financials **Governing Documents**

Governing Documents

Overarching

- Articles of Incorporation - 2nd Amended 2017-0328
- Development Standards 2023-0926
- Board Policies
- Bylaws - 22nd Amended and Restated 2024-0426
- Master Declaration - 6th Restated 2024-0326

Other Documents

- Club Rules, Regulations and Procedures 2024-0624
- Owner and Resident Handbook 2024-0311

Policies

- ADM-001.002 - Political Education and Candidate Forums
- ADM-007.018 - Fine Policy and Enforcement Procedures - Violation Schedule
- ADM-007.017 - Fine Policy and Enforcement Procedures - Violation Schedule
- ADM-008.004 - Fraud Prevention Risk Management Plan

Tract Declarations


- Unit 1, Lots 1-5 & 14-17
- Unit 1, Lots 41-44
- Unit 2, Lots 2-92
- Unit 3A, Lots 1-12
- Unit 6, Lots 1-257
- Unit 7, Lots 1-227
- Unit 10, Lots 1-113
- Unit 12, Lots 167-276
- Unit 15, Lots 1-126
- Unit 17, Lots 1-134
- Unit 18A, Lots 35-88
- Unit 1, Lots 6-13
- Unit 1, Lots 45-72
- Unit 2A, Lots 1-5
- Unit 4, Lots 1-53
- Unit 6A, Lots 1-4
- Unit 8, Lots 2-67
- Unit 11A, Lots 1-88
- Unit 13, Lots 1-10
- Unit 16, Lots 1-21
- Unit 17A, Lots 135-276
- Unit 53, Lots 1-12
- Unit 1, Lots 18-40
- Unit 1A, Lots 5-17 & 41-43
- Unit 3, Lots 2-198
- Unit 5, Lots 3-286
- Unit 6B, Lots 1-10
- Unit 9, Lots 1-157
- Unit 12, Lots 1-166
- Unit 14, Lots 1-46
- Unit 16A, Lots 1-8
- Unit 18, Lots 1-34

Appendix

Terms

- Drop down menu
 - A drop-down list, drop-down menu or just drop-down – also known as a drop menu, pull-down list, picklist – is a graphical control element, similar to a list box, that allows the user to choose one value from a list either by clicking or hovering over the menu.
- Web Browser
 - A program used to access the World Wide Web .
- Global Web Navigation
 - Global website navigation shows the top-level sections/pages of the website. It is available on each page and lists the main content sections/pages of the website.
- Public vs Private Pages
 - Public: accessible to all
 - Private: accessible only via a unique username and password
- Website
 - One or more web pages and related content that is identified by a common domain name and published on at least one web server.
 - Domain Name: On the Internet, a domain name is a string that identifies a realm of administrative autonomy, authority or control
 - Web Server: A web server is computer software and underlying hardware that accepts requests via HTTP (the network protocol created to distribute web content) or its secure variant HTTPS.

Terms continued

- Hamburger menu 
 - The hamburger button so named for its unintentional resemblance to a hamburger, is a button typically placed in a top corner of a graphical user interface.
- Sub menu
 - Menus are sometimes hierarchically organized, allowing navigation through different levels of the menu structure. Selecting a menu entry with an arrow will expand it, showing a second menu (the submenu) with options related to the selected entry.
- Accordion menu
 - Accordion menus are often used as a website's main navigation. In this way, it acts much like Navigation Tabs, as menu items are collapsed when a new panel is clicked. Where the Navigation Tabs are most often used horizontally, Accordion menus are most often used vertically.
- Hover over
 - In the field of computing and web design, a mouseover, is an event occurring when the user moves the cursor over a specified point on a computer monitor using a computer mouse. Also called a hover effect, mouseovers are graphical controls that respond when a user moves their mouse pointer over a designated area.